

MODERNAGE

ABBOTTABAD - PAKISTAN

A place to flourish, thrive & shine

WINTER HOMEWORK



Nursery



Website: www.maps.edu.pk



Homework for Winter Break



Dear Parents/Guardians

We are delighted to announce the successful conclusion of the 2024 academic session. It has been a pleasure watching your child grow and progress throughout the year.

To help keep your child engaged with their studies during the break, we are providing a work pack that includes a variety of fun and educational worksheets, along with activities in reading, writing, and mathematics to practice over the vacation. Additionally, a spelling bee list has been included in the homework, so your child can continue to work on spelling skills.

Dear Modernites, we know you've been eagerly anticipating the Winter vacation. While it is important to enjoy your time off, it's equally crucial to stay connected to your studies. We encourage you to recognize the value of homework, take responsibility for completing it accurately, and submit it on time. To assist with this, your teachers have created worksheets to help you prepare for the upcoming academic session and the challenges ahead.

We hope you have a joyful and safe Winter vacation with your families. Please note that the school will be closed for the Winter vacation from Saturday, 14th December 2024, until Sunday, 2nd March 2025. We will reopen on Monday, 3rd March 2025, In Sha Allah.

Thank you for your cooperation. A copy of the homework is also available on the official school website, www.maps.edu.pk, as well as on the Modernage portal and app.

**Best Regards
Principal**

Modernage Public School & College, Abbottabad

Montessori Section

Winter Vacation Homework 2024-25

Subject: English

Class: Nursery

Instructions:

Please read and follow the given instructions:

- i. Your child is very brilliant and capable of doing all the mentioned tasks, so make sure each and everything is done by the child. Parents can only supervise and guide them.
- ii. Every task is mentioned clearly with an example. You can contact the teacher if you have any queries.
- iii. Accomplish the given tasks in a well presented and well decorated notebook/register.
- iv. Do all the tasks neatly.
- v. Draw margin and ending lines with proper date and day on each page.
- vi. Use sounds rather than names of alphabets, diagraphs, etc.
- vii. Use Jolly Phonics App with your child. It can be downloaded from Playstore.
- viii. Read story books of your choice. Also some of the books will be shared by the teacher in WhatsApp group. Choose any book and:
 - > Identify its parts (front cover or back cover).
 - > Whether it is reality or fiction and which feeling matches the picture.
 - > What will happen next?
 - > Ask questions e-g what is happening? Where is everyone? Who is in the picture? Do you like the picture?

WEEK I

- i. Write capital letters A to Z neatly with correct formation (2 times).
- ii. Write small letters a to z neatly with correct formation (2 times).
- iii. Take dictation from Aa to Zz. (1 time)

WEEK 2

i. Draw an outline of your hand and write vowels (a, e, i, o, u) in it.



ii. Write down lowercase alphabets a to z and circle short vowels (a, e, i, o, u)

iii. Make three words with each vowel (2times).for example;

a	e	i	o	u
ant				
apple				
alligator				

WEEK 3

i. Write a to z in notebook and circle all the consonants.

a	b	c	d	e	f
g	h	i	j	k	l
m	n	o	p	q	r
s	t	u	v	w	x
y	z				

ii. Write consonants in your notebook (3 times).

b	c	d	f	g	h
j	k	l	m	n	p
q	r	s	t	v	w
x	y	z			

WEEK 4

Write the following three letter words in your notebook (daily), and take dictation of these words twice.

- a) ant, egg, box
- b) cat, mat, fat
- c) sun, bun, fun

WEEK 5

- i. Draw an outline of your hand and write down short vowels sound and long vowels sounds.



- ii. Write and learn the following tricky words in your notebook & learn their spellings.

Tricky words:

he, she, we, be, what, when, where, which, why, who, they, them, you, your, me, my, by, has have, said, here, there, so.

- iii. Write and learn the following diagraphs and make more words with them.

For example,

ai	ie	ee	oo	ou	oa	ue	er	or	ar
rain	lie	bee	boot	house	road	cue	finger	fork	star

You can also use Jolly Phonics Book I & II.

WEEK 6

Draw one picture daily that you can draw easily and write down at least three sentences about it. (5 times).



It is an apple.

Its color is red/ green.

I like apple.

WEEK 7

Creative writing

- i. Make five sentences about your favourite toy using given hint/ sight words.
(favourite, colour, bought, play, basket, share, love, friends, room)
- ii. Write five sentences about yourself using given hint/ sight words.
(i, am, name, age, live, mother, father, favourite colour, likes, school)

ماڈرن ایج پبلک سکول اینڈ کالج، ایبٹ آباد
مونٹیسوری سیکشن
سر دیوں کی چھٹیوں کا کام

جماعت: نرسری

جماعت: نرسری

ہدایات برائے والدین:

دیئے گئے کام کو اردو کی کاپی پر بمعہ حاشیہ، دن، گھر کا کام اور تاریخ لکھ کر کریں۔
(پہلا ہفتہ)

۱. حروف تہجی کی چھوٹی اشکال (اتے) کو کاپی پر خوشخط تحریر کریں۔ (۳ مرتبہ)
۲. حروف تہجی کی چھوٹی اشکال کی املاء لی جائے۔ (ہفتہ میں ۲ بار)
(دوسرا ہفتہ)

حروف علت				چھوٹی اشکال
ے	ی	و	ا	ا
بے	بی	بو	با	با
جے	جی	جو	جا	چا
دے	دی	دو	دا	دا
سے	سی	سو	سا	سا
کے	کی	کو	کا	کا

ہے	ہی	ہو	ہا	ہ
----	----	----	----	---

۱۔ حروف تہجی کی چھوٹی اشکال (اتائے) کو حروف علت (ا، و، ی، ے) کے ساتھ جوڑ کر لکھنے کی مشق کاپی پر کریں۔ (۳ مرتبہ)
جگنو

اردو مہارتی سلسلہ (نرسری کلاس) صفحہ نمبر ۱۲ سے ۱۳۲ سے مدد لیں۔

مثلاً

۲۔ حروف تہجی کی چھوٹی اشکال (اتائے) کو حروف علت سے جوڑ کر دو حرفی اور چار حرفی الفاظ کو آواز کے ساتھ پڑھیں اور لکھیں۔
والدین سے گزارش ہے کہ املاء بھی لیں۔

آدھی اشکال	دو حرفی	چار حرفی
ب	با	بابا
چ	چا	چاچا
ذ	نا	نانا

مثلاً "ا" بابا، دانے وغیرہ۔ (۳ مرتبہ)

مثلاً "و" بو، بولا، وغیرہ۔

مثلاً "ی" بی، بی بی، وغیرہ۔

مثلاً "ے" تے، تیرے، وغیرہ۔

دو اور چار حرفی الفاظ کو ملا کر پڑھنے اور لکھنے کی مشق کریں۔ (۳ مرتبہ)

گانا	چاچا	نانا	بابا
تارا	دادی	دادا	جاتا

دو اور چار حرفی الفاظ کو ملا کر پڑھیں اور لکھنے کی مشق کریں۔ (۳ مرتبہ)۔

موڑا	توڑا	بورا	جوڑا
روکا	ہونا	کوڑا	لوٹا

(تیسرا ہفتہ)

۱۔ دوسرے ہفتے میں پڑھائے گئے الفاظ کی املاء لی جائے۔ (۲ مرتبہ)

موڑا	توڑا	نانا	جوڑا
دادا	ہونا	جاتا	روکا

۲۔ ذہنی آزمائش: نیچے دیئے گئے الفاظ کو پڑھیں، ڈھونڈیں اور دائرہ لگا کر کاپی پر خوشخط تحریر کریں۔ مزید الفاظ بنانے کی مشق بھی کریں۔

گاجر تولو جوڑو کاٹو بابا جاگا کاٹا جوڑا مانو

با	سا	دا	گا	جر
جو	با	کا	ٹا	جو
ڑو	جا	لا	ٹو	ڑا
ما	نو	گا	تو	لو

(چوتھا ہفتہ)

۱۔ حروف تہجی کی بڑی اشکال پڑھیں اور کاپی پر خوشخط تحریر کریں۔ (۳ مرتبہ)

ا	آ	ب	پ	ت	ٹ	ث	ج	چ	ح
خ	د	ڈ	ذ	ر	ڑ	ز	ژ	س	ش
ص	ض	ط	ظ	ع	غ	ف	ق	ک	گ
ل	م	ن	و	ہ	ء	ی	ے		

۲۔ حروف تہجی کی بڑی اشکال کے خاندان اور جوڑے لکھیں۔ (۲ مرتبہ)

ب کا خاندان	پ	ت	ٹ	ث
ج کا خاندان	چ	ح	خ	
د کا خاندان	ڈ	ذ		
ر کا خاندان	ڑ	ز	ژ	
جوڑے	س ش	ص ض	ط ظ	ع غ
جوڑے	ک گ			ف ق

(پانچواں ہفتہ)

۱۔ حروف تہجی کی چھوٹی اشکال کو حروف علت "ا" کے ساتھ جوڑ کر تین حرفی الفاظ لکھیں اور پڑھنے کی مشق کریں۔ (روزانہ ۵

مرتبہ) مثلاً

شا + ل = _____

۲۔ کلیدی الفاظ کی پہچان بذریعہ پڑھائی اور لکھائی کریں اور ان کی مدد سے جملے بنانے کی مشق کریں۔ (۳ مرتبہ)

ہیں	ہے	میں	وہ	یہ
وہاں	یہاں	کہاں	پر	سب

_____ آم ہے۔ _____ سیب ہے۔




(چھٹا ہفتہ)

۱۔ حروف تہجی کی بڑی اشکال کو مکمل کریں اور کاپی پر خوشخط تحریر کریں۔ (۲ مرتبہ)

ا پ ٹ ج ح د
 ذ ٹ ژ ش ض ظ
 غ ق گ م و ی

۲۔ تصویر کو دیکھیں اور حروف کو ملا کر درست لفظ لکھیں۔ کاپی پر مزید نئی تصاویر بنائیں اور حرف ملا کرنے کے الفاظ بنانے کی مشق بھی

کریں۔ (۳ مرتبہ)

اتار	ا	ک	ا	
	ر	ن	م	
	ر	م	ا	
	ن	د	ن	
	ع	ڈ	ا	
	و	ک	ن	

(ساتواں ہفتہ)


۱۔ تحریری مہارت (میرا تعارف) دیئے گئے الفاظ کی مدد سے عبارت مکمل کریں اور مزید عبارات لکھنے کی مشق کریں۔

جیسے میرا پسندیدہ پھل، کھلونا وغیرہ

ذخیرہ الفاظ

میرا نام سال میں جماعت پڑھتا پڑھتی لڑکا لڑکی پسندیدہ رنگ
میرا نام-----ہے۔

۲۔ دیئے گئے ذخیرہ الفاظ کی مدد سے خانوں میں صحیح جسمانی اعضاء کے نام لکھیں۔ (۲ مرتبہ)



ذخیرہ الفاظ

سر ہاتھ ناک ناگ کہنی کان آنکھ گال
بال ناخن گھٹنہ ٹخنہ پیٹ کندھے انگلی
ہونٹ ماتھا گردن پیر آنکھوشا دانت

Subject: Math

Class: Nursery

Instructions:

- Write numbers 1-100 in copy neatly (3 times)
- Use IXL Learning App (www.ixl.com) to complete 20 questions daily.
- Compare more, fewer, smaller & larger numbers, Put numbers in order.
- Addition & Subtraction upto five digit numbers e-g $3+1=4$, $3-2=1$ etc.
- Make patterns using colour, size & shape.
- Draw flat shapes & make a project of solid shapes with the help of paper, playdough, etc.
- Revise all the concepts done in IXL workbook.

Modernage Public School & College, Abbottabad

Montessori Section

Winter Vacation Homework 2024-25

Subject: Math

Class: Nursery

Write the missing numbers.

The image shows a grid of 50 teardrop-shaped boxes arranged in 7 rows. The numbers are as follows:

1		3					8
9				13			16
17		19					24
25				29			32
33		35					40
41				45			48
				49	50		

Modernage Public School & College, Abbottabad

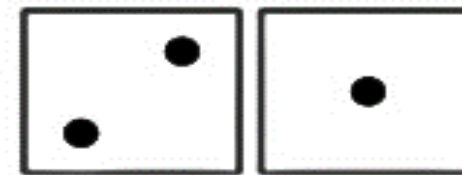
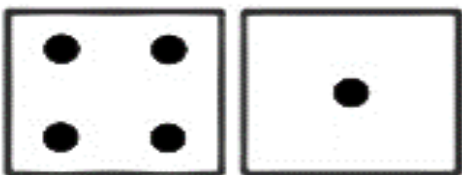

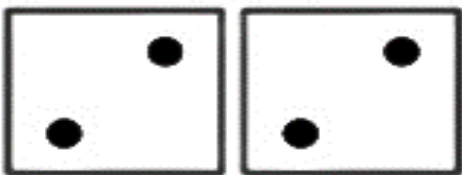

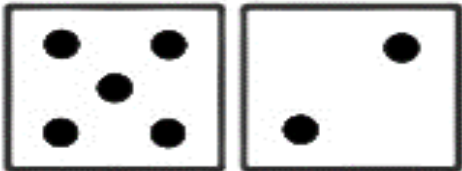
Montessori Section

Winter Vacation Homework 2024-25

Subject: Math

Class: Nursery

Count and match dice with the number.



9

4

3

7

5

8

Modernage Public School & College, Abbottabad


Montessori Section

Winter Vacation Homework 2024-25


Subject: Math

Class: Nursery

Add the following things and write the correct answer.



3



2

+

=



1



1

+

=



2



1

+

=



3



1

+

=

Modernage Public School & College, Abbottabad




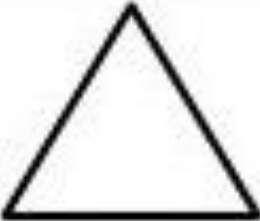
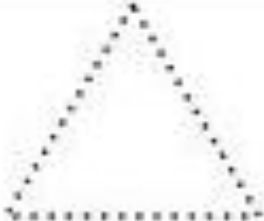










Montessori Section

Winter Vacation Homework 2024-25

Subject: Math

Class: Nursery

Colour, trace and connect the following shapes.

Modernage Public School & College, Abbottabad

Montessori Section

Winter Vacation Homework 2024-25


Subject: Math

Class: Nursery

Classify

Same and different

Which is different?



Which two are exactly the same?



Which is different?



Which two are exactly the same?



Which is different?



Which two are exactly the same?



Modernage Public School & College, Abbottabad


Montessori Section

Winter Vacation Homework 2024-25

Subject: Math

Class: Nursery

Count the item and write in the box.



Modernage Public School & College, Abbottabad


Montessori Section

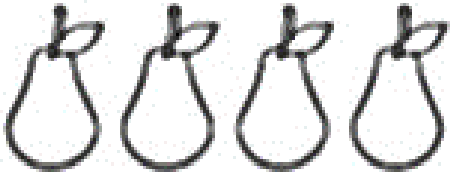
Winter Vacation Homework 2024-25


Subject: Math


Class: Nursery

Count and circle the correct number

	2 3 5
---	-------------

	4 6 7
--	-------------

	2 4 5
---	-------------

	4 6 7
---	-------------

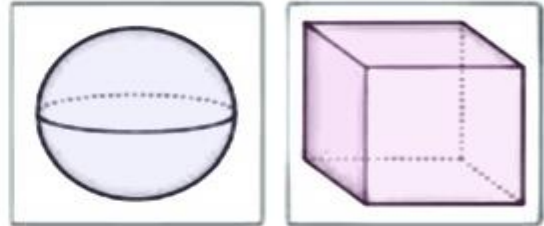
	6 8 9
---	-------------

Solid shapes
Select solid shapes

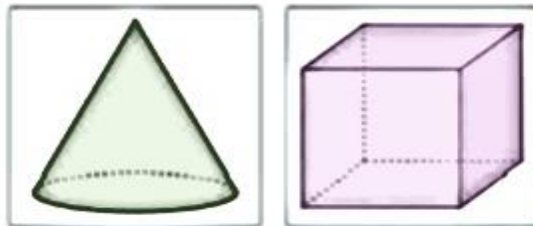
Which shape is a cone?



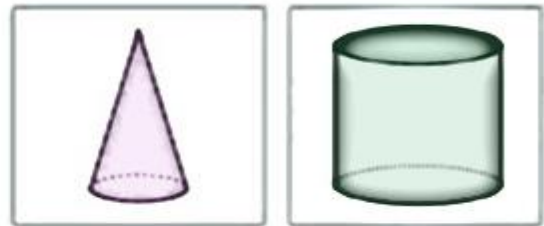
Which shape is a sphere?



Which shape is a cube?



Which shape is a cylinder?



Which shape is a sphere?



Which shape is a cone?



Which shape is a cube?



Which shape is a cylinder?



Modernage Public School & College, Abbottabad


Montessori Section

Winter Vacation Homework 2024-25

Subject: Arts

Class: Nursery

Colour the picture.



Modernage Public School & College, Abbottabad


Montessori Section

Winter Vacation Homework 2024-25

Subject: Arts

Class: Nursery

Colour the Bunny by numbers.



- | | | | |
|-----------|-----------|----------|-----------------|
| 1. Pink | 2. Yellow | 3. Blue | 4. Light purple |
| 5. Orange | 6. Green | 7. White | 8. Light brown |

Modernage Public School & College, Abbottabad

Montessori Section

Winter Vacation Homework 2024-25

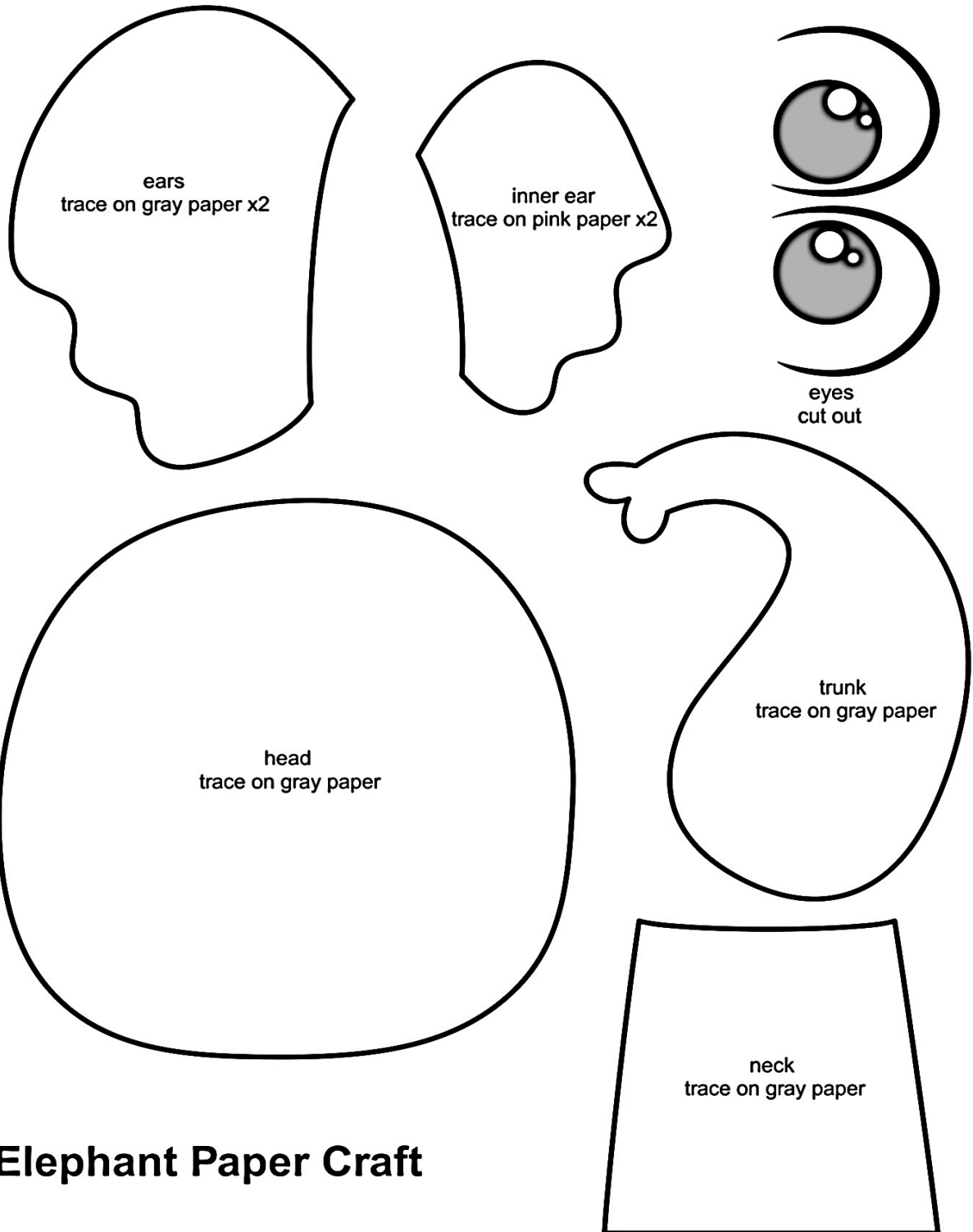
Subject: Arts

Class: Nursery

Craft a book mark and paste here.

A large, empty rectangular box with a black border, intended for students to paste their book mark craft. The box occupies most of the page below the instructions.

Make an elephant according to the instructions.



Elephant Paper Craft

Modernage Public School & College, Abbottabad

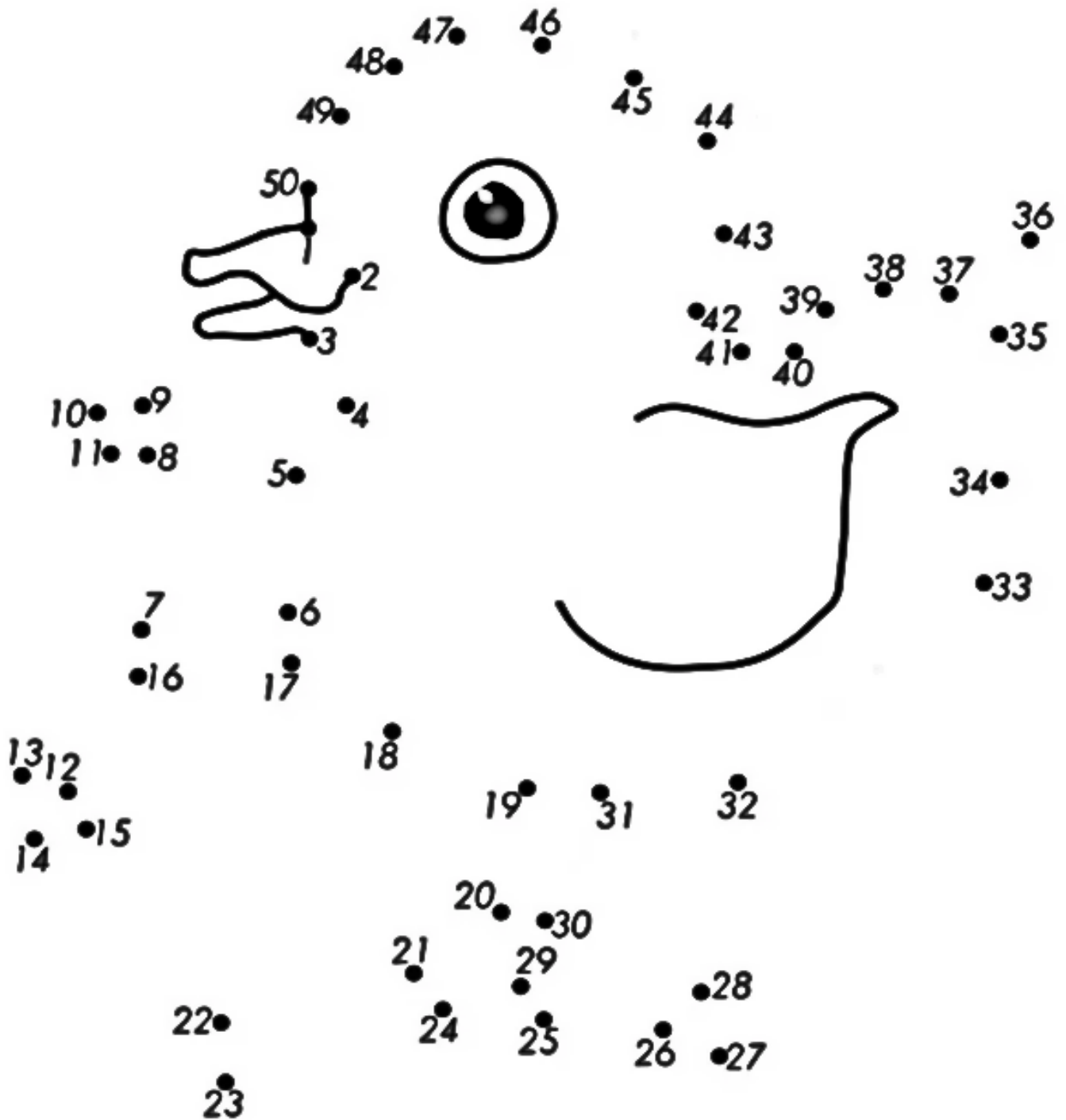
Montessori Section

Winter Vacation Homework 2024-25

Subject: Arts

Class: Nursery

Join the dots and complete the picture.



Modernage Public School & College, Abbottabad


Montessori Section

Winter Vacation Homework 2024-25

Subject: Arts

Class: Nursery

Fill the Pumpkin with small pieces of coloured paper.



Modernage Public School & College, Abbottabad

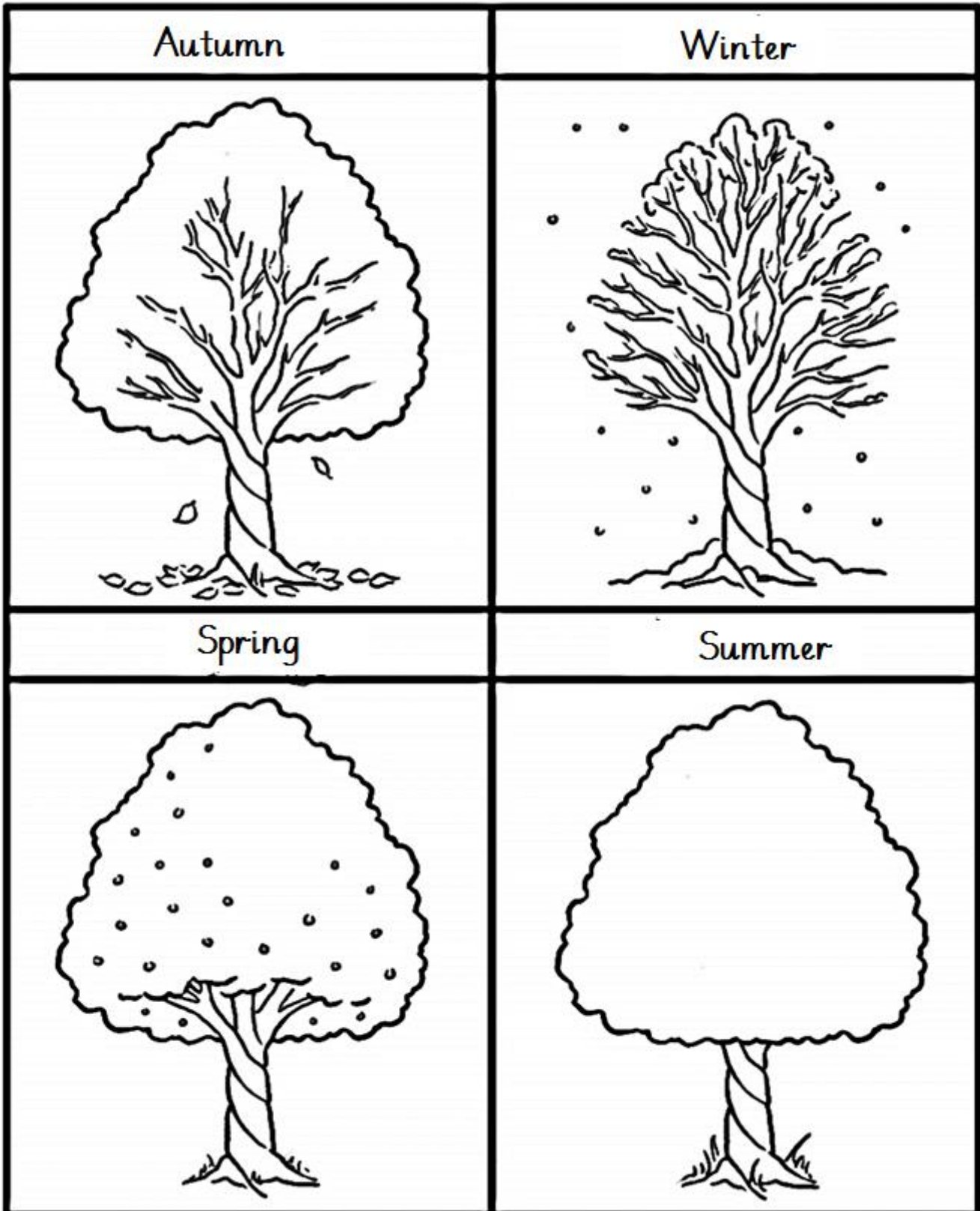
Montessori Section

Winter Vacation Homework 2024-25

Subject: Arts

Class: Nursery

Make four seasons by using thumb impression.



Modernage Public School & College, Abbottabad

Montessori Section

Winter Vacation Homework 2024-25

Subject: Arts

Class: Nursery

Trace and paste cotton on the sheep.

