


Modernage Public School and College,
Capital Campus
Islamabad



Summer Vacation Homework

Session	2025-26
Grade	Two
Web page	www.maps.edu.pk

Dear Parents,

The moment children finish their Final Term Exams, the most exciting and much awaited time of the school year i.e., the summer vacation starts the very next day.

Summer Vacations are greeted with joy by kids and are of course a time to reinvigorate and revive. However, a balance between recreation and work must be found to ensure a break that is productive as well as relaxing. As the school closes for the summer break, we have planned some activities / projects for your children to enhance their learning skills in a fun filled way. We have tried to make the work enjoyable keeping in mind the interest of the children, so that they are engaged positively and their energies are well-directed. Mentioned below tips will not only help your child stay organized but will also make your vacation fun-filled and interesting.

Tips for Parents

There are many ways to support your child's learning by providing opportunities for reading, writing, speaking and listening while on vacation. Family discussions, word games, trips to a local bookstore or library to choose books, visiting museums and other interesting places are all fun ways to involve your child in literacy activities over the summer. As a parent, you must also promote physical activity, improve coordination, and teach good sportsmanship.

HOLIDAYS HOMEWORK FOLDER: Attempt all the activities/projects given in the Summer Vacation Task. Help your child make an attractive, handmade folder with old newspapers or charts. Decorate it and compile all the holiday homework in it.

Looking forward to your cooperation. A copy of this homework is also available at the official webpage www.maps.edu.pk of the school.

Modernage wishes all of you happy and healthy Summer Vacation!

See you on 4th August, 2025.!

Follow these daily routines & Essential Values:

1. Listen when someone else is speaking.
2. Wake up early in the morning and offer prayer.
3. Take a bath at least twice a week.
4. Sweep or vacuum your room.
5. Help your mother lay out the table for meals.
6. Eat healthy food including fruits, vegetables, whole grains & drink plenty of water throughout the day to stay hydrated.
7. Wash your hands before taking food.
8. Treat others with respect.
9. Use a napkin and try not make a mess at meal times.
10. Schedule exercise or a walk for at least half an hour every day to become physically fit, strong & health.
11. Be the first to extend your greetings.
12. Limit screen time & promote outdoor activities.

- Read a story book from Oxford Reading Buddy and write a paragraph about your favourite character.
- Write your likes and dislikes about story.
- Draw your favourite character.
- Draw things from your surroundings having sh, ee, th, ea sounds. For example, ship, sheet, meat, throw. Draw all these words and make sentences.
- Draw your house and describe it.
- Write five actions which you do on daily basis. Make sentences.
- Write a paragraph about summer vacations.
- Handwriting practice from (Handwriting skill builder practice)
Pg 40 to 50
- Read the following 10 books from Oxford Reading Buddy and attempt all the related quiz questions.

➤Basant long ago

Harvest moon

Festivals

➤Fruits from warm places

Rice in

China

➤The empty flower pot

Double act


➤Mabel the lion

Beast Feasts

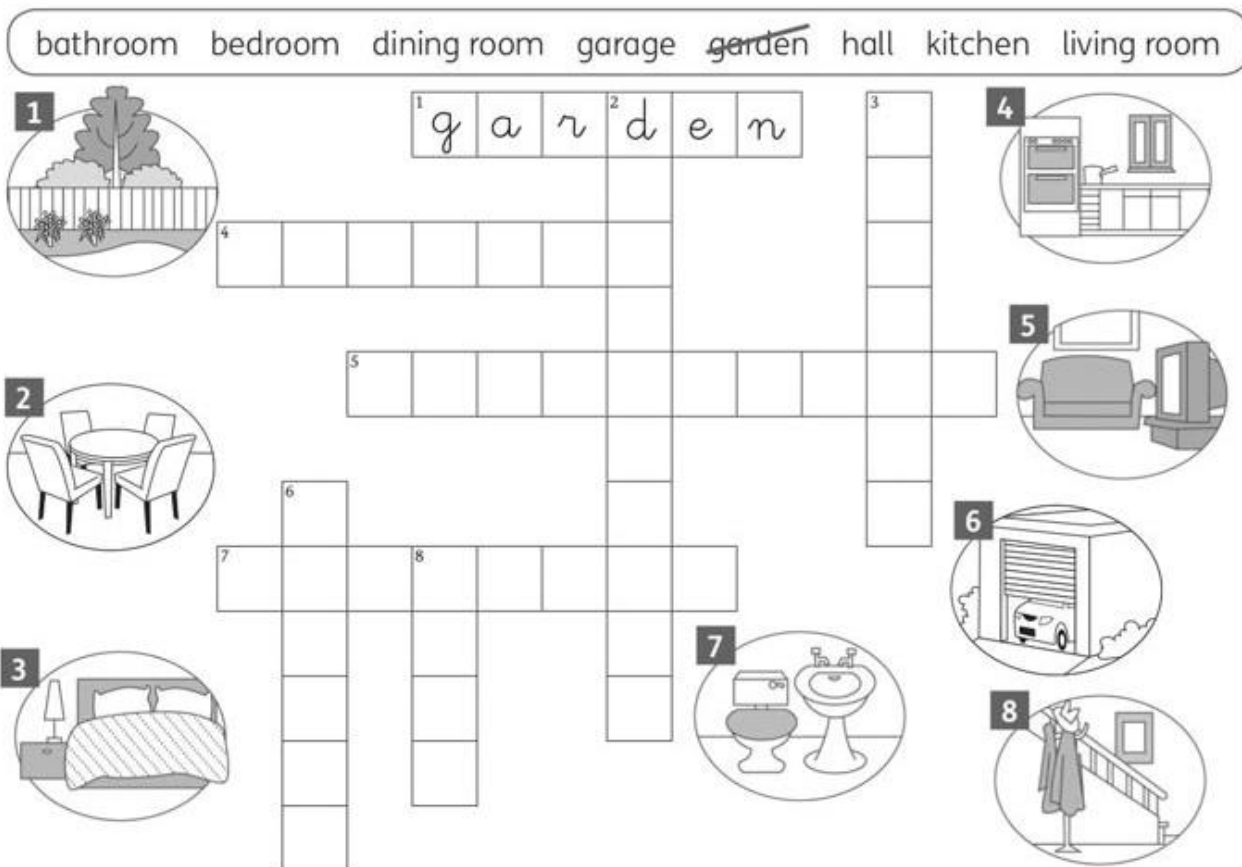
➤Bush fire

Crab Island


Look at pictures and complete the story



Look & Write.



➤ Follow and write.



1 She's in the bedroom.

5 He's in the _____.

2 He's in the _____.

6 He's in the _____.

3 She's in the _____.

7 She's in the _____.

4 She's in the _____.

8 He's in the _____.

Find the objects in the box then colour the picture below.

a teddy bear

2 photo frames

2 party hats

3 presents

4 balloons





Read and complete the animal story by writing the missing letters.

Look at the pictures for clues.



One Monday, the  s _ n was shining. The 

c _ t was sleeping. The  d _ g was playing.

The little  rab _ it saw a  w _ lf.

"Help! Help!" he cried.

The fat  h _ n and the white  g _ _ t hid in a 

b _ n. The  l _ mb ran into a  h _ t.

The  d _ ck jumped into a  b _ _ and the 

s _ n went on shining.

Look at the picture carefully and answer the given questions.



1. How many pillows could you see on the bed?

2. Were the numbers on the clock in black or white?

3. How many books were on the bedside table?

4. Could you see the boy's ear?

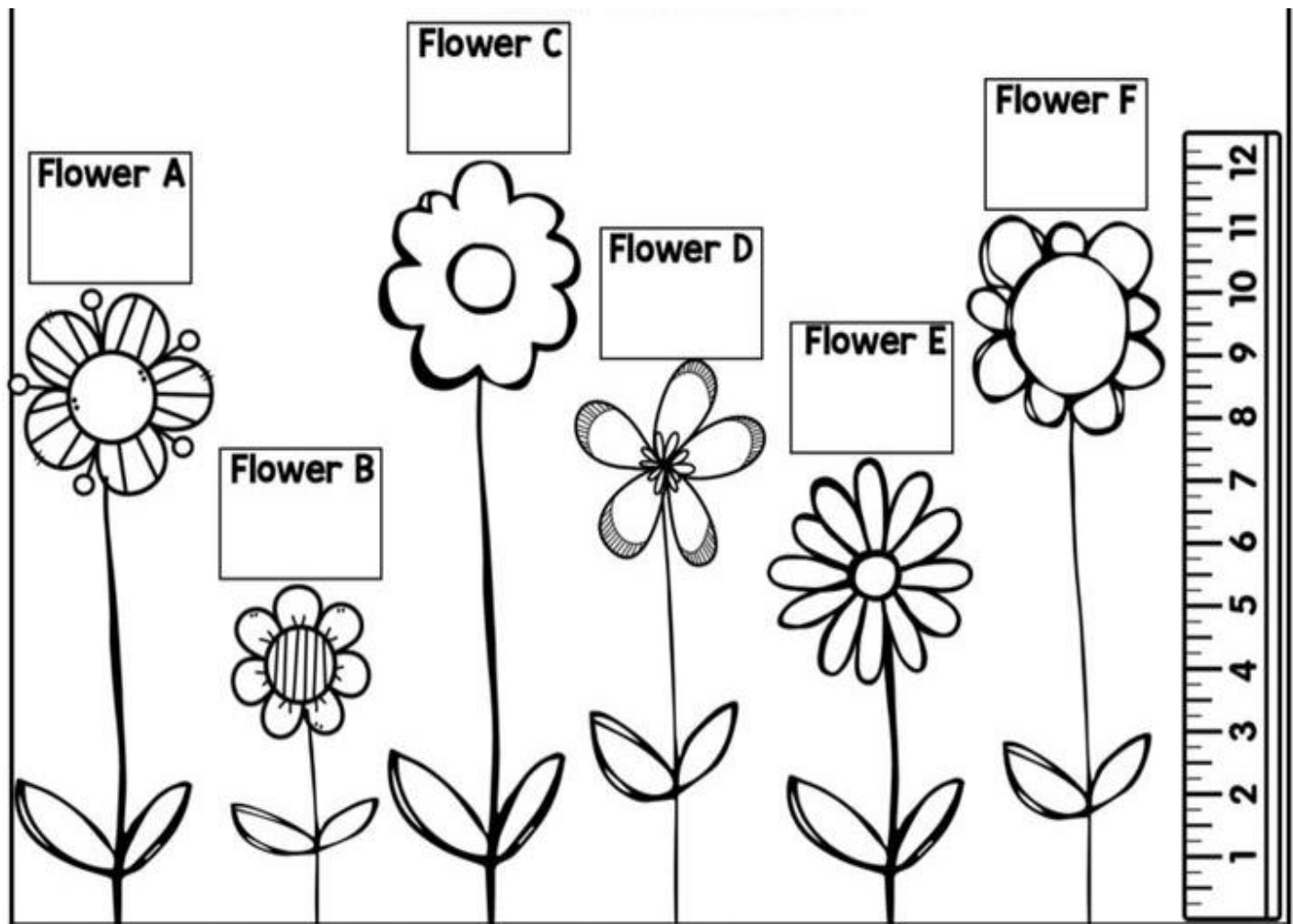
5. How many knobs could you see on the bedside drawer?

Maths

Grade: 2

- Write counting from 1-500
- Write and learn number names from one to fifty (1-50).
- Learn and write tables 2-10.
- Make models to show different 3D shapes.
- Daily practice sums of addition (Single and 2-digit numbers).
- Daily practice sums of subtraction (Single and 2-digit numbers).
- Write ordinal numbers. (First to tenth)
- Read the story and fill in the clocks

Measure the flowers. Then, answer the questions below using the flower measurements.



1. How much longer is flower F than flower A?

2. What is the difference between the tallest flower and shortest flower?

3. What is the total height of flower B and flower E?

4. If I need two flowers that equal 15 inches and I have flower B, which flower would I need to make 15 inches?

5. What is the total height of flowers A, D, and C?

6. How many inches do the flowers have in all?

Math warm up

Write the time.



Write the numbers in **expanded form**.

$$435 = \underline{\hspace{2cm}} + \underline{\hspace{2cm}} + \underline{\hspace{2cm}}$$

$$582 = \underline{\hspace{2cm}} + \underline{\hspace{2cm}} + \underline{\hspace{2cm}}$$

$$178 = \underline{\hspace{2cm}} + \underline{\hspace{2cm}} + \underline{\hspace{2cm}}$$

Write the number that comes **between**.

149, _____, 151

569, _____, 571

Write the number that comes **after**.

378, 379, _____

100, 101, _____

Write the number that comes **before**.

_____, 638, 639

_____, 770, 771

Add.

$$34 + 10 = \underline{\hspace{2cm}}$$

$$546 + 100 = \underline{\hspace{2cm}}$$

$$79 + 10 = \underline{\hspace{2cm}}$$

$$768 + 100 = \underline{\hspace{2cm}}$$

$$86 + 10 = \underline{\hspace{2cm}}$$

$$291 + 100 = \underline{\hspace{2cm}}$$

Which sign makes the number sentence true?
($<$, $>$, $=$)

$$7 + 7 \bigcirc 10 + 5$$

Finish the pattern.

175, 165, 155, _____, _____, _____

830, 820, 810, _____, _____, _____

There were 457 people at the baseball game.
100 people left the game.
How many people are still at the baseball game?

Write the number.

thirty-eight _____

fifty _____

sixty-four _____

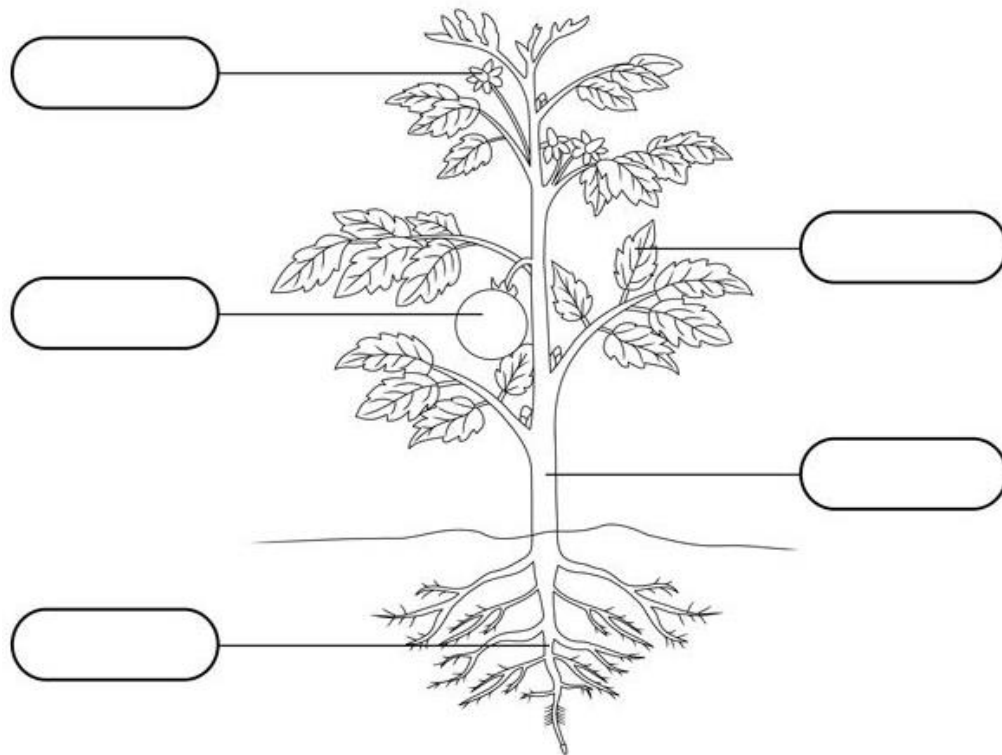
ninety-seven _____

forty-two _____

General Knowledge

Grade: 2

- Make a model of any one means of transport
- List down good manners that you follow in different situations. For example, table manners, being a guest, playing games
- Find out and write which animals and insects have made their homes in your house and your garden. Write down your observations
- Write about 3 important places of Pakistan that you have visited.
- Select a real plant and collect detailed information about that plant like size, colour, season, kind and uses of that plant. Bring that plant after summer vacations for display.
- Label the parts of a plant



Word Box

Flower





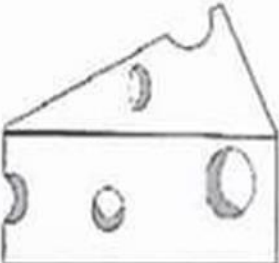




Fruit

Stem

Leaf

Root

Q1. Use "Animal" or "Plant" for the following blanks.

		
Eggs come from _____	Wheat comes from _____	Watermelon comes from _____
		
Corn comes from _____	Cheese comes from _____	Cauliflower comes from _____
		
Grapes comes from _____	Brinjal comes from _____	Meat comes from _____

Q2. Circle the healthy food.



Apple



Ice Cream



Raddish



Lollipop

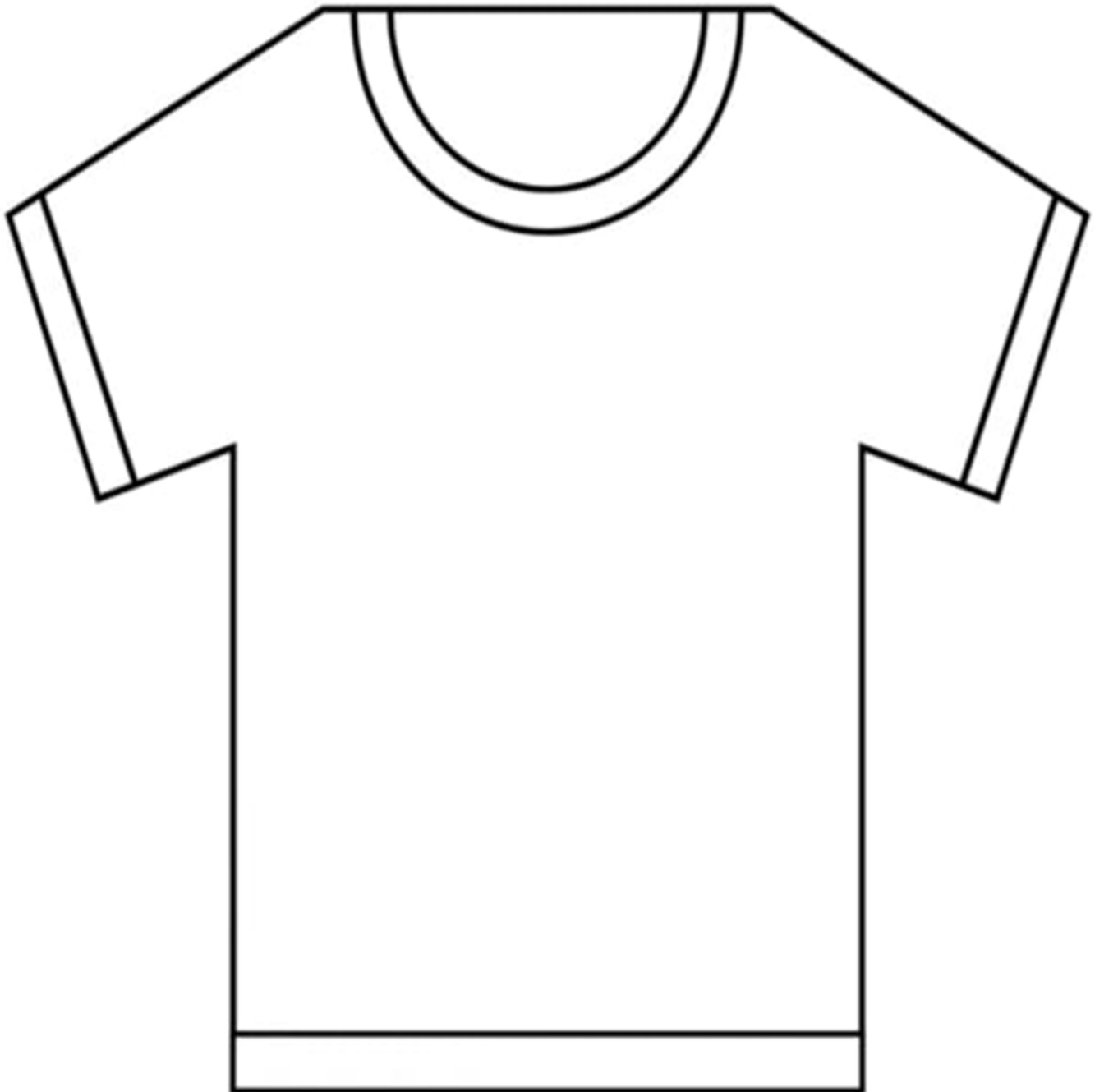


Pizza

Art

Grade: 2

- Draw and colour any 5 fruits and 5 vegetables on a chart paper
- Create a colorful picture that shows what you did this summer.
- Create an animal mask using a paper plate.
- Design your own T-shirt



1. لفظوں کی زنجیر بنائیں پہلے لفظ کے آخری حروف سے نیا لفظ بنائیں (15 سے 20 الفاظ پر مشتمل)۔
 2. روزانہ اردو کی کتاب سے ایک پیرا گراف خوش خطی کے طور پر لکھیں۔
 3. حروف تہجی (الف تا ی) کو ترتیب سے لکھیں اور ہر حرف سے ایک لفظ بھی لکھیں۔
 4. ایک سے تیس تک عددی اور لفظی گنتی لکھیں۔
 5. دیے گئے الفاظ سے جملے بنائیں:
- حفاظت، کھانا، سورج، میلا، وقت، شکر، محبت، تحفہ، جھوٹ، پھول
6. اسم، فعل، اور حرف کی تعریف اور مثالوں پر مشتمل کتابچہ تیار کریں۔
 7. پانچ الفاظ کے متضاد، واحد جمع، اور مذکر مؤنث الفاظ چارٹ پیپر پر لکھیں۔
 8. " رنگوں کے نام " لکھیں اور ہر رنگ پر ایک جملہ بنائیں۔
 9. پیرا گراف لکھیں:

i. گرمیوں کی چھٹیاں

ii. میری امی

iii. میرا کمرہ جماعت

iv. اگر میں پرندہ ہوتا

v. میری پسندیدہ کھلونا

10. دی گئی تصویر کی وضاحت کریں الفاظ کی تعداد (40 تا 50)



اسلامیات

جماعت: دوم

- ۱۔ اللہ تعالیٰ کے پانچ خوبصورت نام یاد کریں اور لکھیں
- پیارے بچوں! آپ نے اللہ تعالیٰ کے پانچ اسمائے حسنیٰ (خوبصورت نام) یاد کرنے ہیں۔ ہر نام کے ساتھ اس کا مطلب بھی لکھیں۔
- ۲۔ سورۃ الاخلاص اور سورۃ الفلق یاد کریں۔
- ۳۔ سورۃ الفلق کا پرنٹ آؤٹ لے کر عربی الفاظ کو خوبصورت رنگوں سے رنگیں۔
- ۴۔ وضو کے چار فرض تصویر کی ترتیب میں لگائیں
- آپ نے وضو کے چار فرض اعمال کی تصویریں بنائی ہیں یا پرنٹ کر کے کاٹ کر چارٹ پر ترتیب سے چپکانی ہیں
- ۱ چہرہ دھونا ۲ بازو دھونا ۳ مسح کرنا ۴ پاؤں دھونا
- یاد رکھیں! تصویر کی ترتیب درست ہو اور صاف ستھرا چارٹ تیار ہو۔
- ۵۔ میری اچھی عادتیں (پروجیکٹ)
- چارٹ پیپر لیں اور اس پر کم از کم دس اچھی عادتیں لکھیں۔
- ۶۔ نماز کی تصویر کی کتاب
- شیٹ کو چار حصوں میں فولڈ کریں۔ Alt ایک
- ہر حصے پر ایک نماز کا نام لکھیں: فجر، ظہر، عصر، مغرب
- ہر نماز کے وقت کی ایک چھوٹی سی گھڑی یا منظر کی تصویر بنائیں جیسے سورج نکلنا، دوپہر، سورج ڈھلنا اور غروب آفتاب۔
- ۷۔ مسنون دعائیں یاد کریں
- کھانے سے پہلے کی دعا، سونے سے پہلے کی دعا، بیت الخلا میں داخل ہونے کی دعا
- ۸۔ مسجد کا ماڈل بنائیں
- کارڈ بورڈ یا چارٹ سے ایک مسجد کا ماڈل تیار کریں۔
- اس میں دروازہ، مینار، محراب اور قالین بھی دکھائیں
- ۹۔ اسلامی کلینڈر بنائیں:
- ایک چارٹ پر اسلامی مہینوں کے نام لکھیں اور خوبصورتی سے سجائیں۔