



MODERNAGE Public School & College, Pakistan

A Place to Flourish, Thrive & Shine



Grade I

Summer Homework

www.maps.edu.pk

Dear Parents,

The moment children finish their First Term Exams, the most exciting and much awaited time of the school year i.e., the summer vacation starts the very next day. ,

Summer Vacations are greeted with joy by kids and are of course a time to reinvigorate and revive. However, a balance between recreation and work must be found to ensure a break that is productive as well as relaxing. As the school closes for the summer break, we have planned some activities / projects for your children to enhance their learning skills in a fun filled way. We have tried to make the work enjoyable keeping in mind the interest of the children, so that they are engaged positively and their energies are well-directed. Mentioned below tips will not only help your child stay organized but will also make your vacation fun-filled and interesting.

Tips for Parents

There are many ways to support your child's learning by providing opportunities for reading, writing, speaking and listening while on vacation. Family discussions, word games, trips to a local bookstore or library to choose books, visiting museums and other interesting places are all fun ways to involve your child in literacy activities over the summer. As a parent, you must also promote physical activity, improve coordination, and teach good sportsmanship.

HOLIDAYS HOMEWORK FOLDER: Attempt all the activities/projects given in the Summer Vacation Task. Help your child make an attractive, handmade folder with old newspapers or charts. Decorate it and compile all the holiday homework in it. Looking forward to your cooperation.

Modernage wishes all of you happy and healthy Summer Vacation!

Summer Vacations are starting from Thursday 25th June to Sunday 2nd August 2026.

School will reopen on Monday 3rd August 2026.

Follow these daily routines & Essential Values:

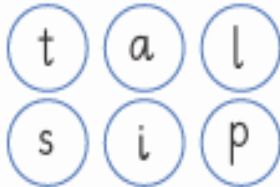
1. Listen when someone else is speaking.
2. Wake up early in the morning and offer prayer regularly and recite Holy Quran.
3. Take a bath daily
4. Sweep or vacuum your room.
5. Help your mother lay out the table for meals.
6. Eat healthy food including fruits, vegetables, whole grains & drink plenty of water throughout the day to stay hydrated.
7. Wash your hands before taking food.
8. Treat others with respect.
9. Use a napkin and try not make a mess at meal times.
10. Schedule exercise or a walk for at least half an hour every day to become physically fit, strong & health.
11. Be the first to extend your greetings.
12. Limit screen time & promote outdoor activities.

Q: Look at the picture and fill in the boxes.

say it

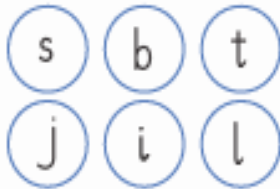


join it

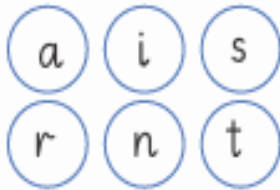


write it

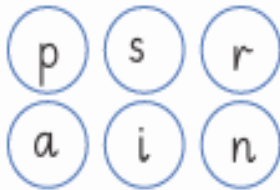
--	--	--



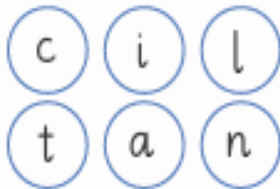
--	--	--



--	--	--



--	--	--




--	--	--

Q: Write a word that rhymes with each word below.

jar		big	
bike		nip	
book		man	

Q: Choose the correct preposition

under	on	in	near	on
-------	----	----	------	----



1- The dog is _____ the box.









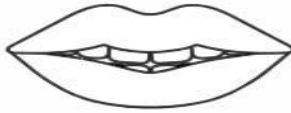
2-The books are _____ the table.







3-The clock is _____ the books.

4-The shoes are _____ the table.

5-The cat is _____ the chair.

Complete the words for the pictures by writing the digraph /ou/, /ow/, /er/, /ur/, /ir/.

		
c	c l	d
c r	n	
		
h	s e m	s e
f	r	n
		
s	c	t
h	l	m
th		

		
b	o	x
f		
b		d
		
l	a	d
d		
f		s
t	h	
		t

Look at the picture and write four classroom rules the students should follow by using the word bank.



Word Bank

Quiet	care	raise	mess	yourself	listen
Walk	respect	hand	clean	gum	voice

1. _____

2. _____

3. _____











4. _____

Use the number line to answer the addition facts.

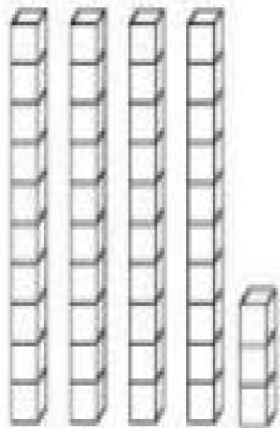
0 1 2 3 4 5 6 7 8 9 10

$4 + 4 = \square$ $5 + 0 = \square$
 $4 + 3 = \square$ $3 + 3 = \square$
 $4 + 5 = \square$ $2 + 6 = \square$


Answer the subtraction facts.

	9	-	0	=	
	3	-	2	=	
	5	-	3	=	
	6	-	1	=	
	7	-	4	=	
	5	-	1	=	
	6	-	3	=	
	4	-	2	=	


Count the tens and ones. Write the number in the box.



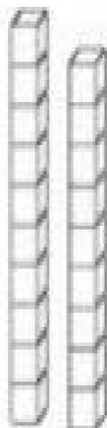
	tens+		ones	=	
--	-------	--	------	---	--



5	tens+		ones	=	
---	-------	--	------	---	--

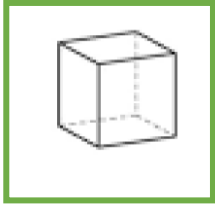


	tens+		ones	=	
--	-------	--	------	---	--



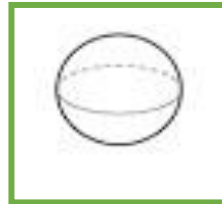
	tens+		ones	=	
--	-------	--	------	---	--

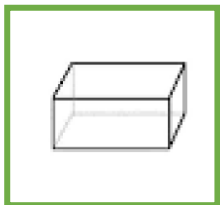
Q. Name the solid shapes.






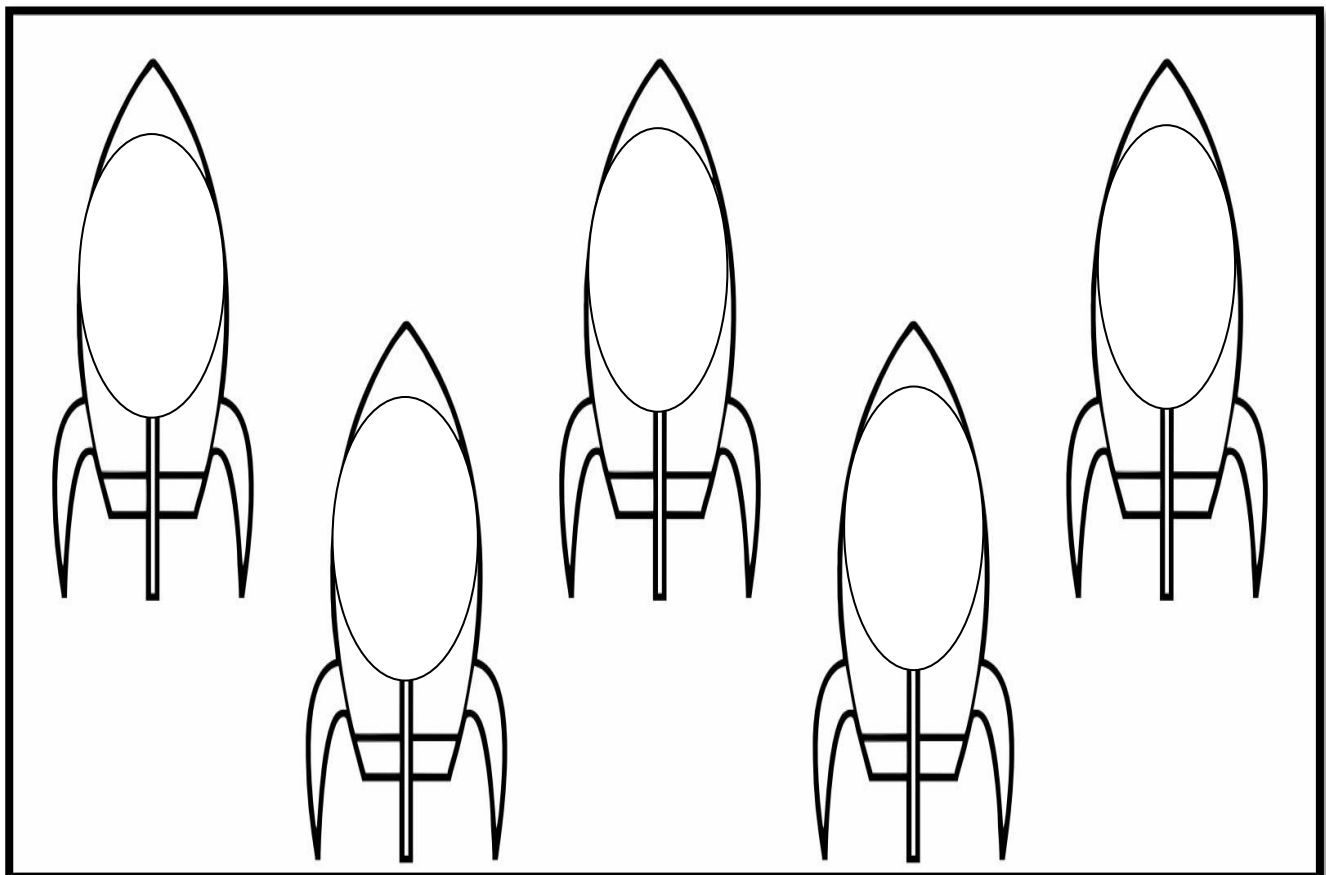








Q. Write even numbers on the rockets from (5-15)

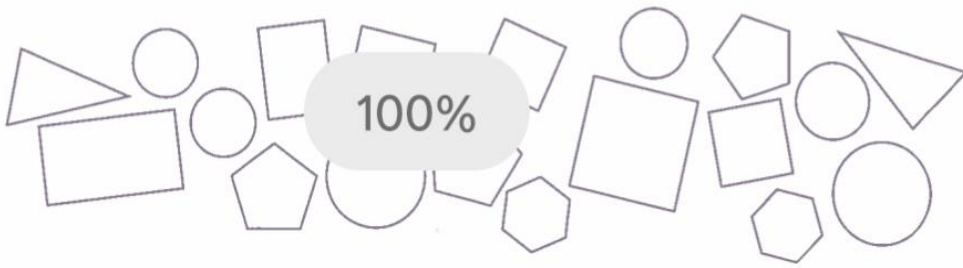


Q. Do as directed


- 1- Write all teen numbers. _____, _____, _____, _____, _____, _____, _____,
- 2- Circle the smaller number 20 42
- 3- 4 and 3 make _____
- 4- Write in descending order 16, 13, 14, 15, 12 _____
- 5- How many eggs are in 1 dozen? _____
- 6- Fill the missing numbers 32, 33, _____, _____, 36, _____
- 7- Draw 1 more. How many now? _____ * * *
- 8- A bicycle has _____ wheels.
- 9- Which month comes before August? _____
- 10- How many minutes are in one hour? _____
- 11- Birds have _____ wings.
- 12- There are _____ days in a leap year.
- 13- 2, 4, 6 are _____ numbers. (odd/even)
- 14- How many thumbs are there in two hands? _____.
- 15- Write 28 in words. _____.
- 16- A circle has _____ corners.
- 17- Take away 4 from 8= _____.

Fill in the Blanks.

Number the shapes below. There are _____ shapes.

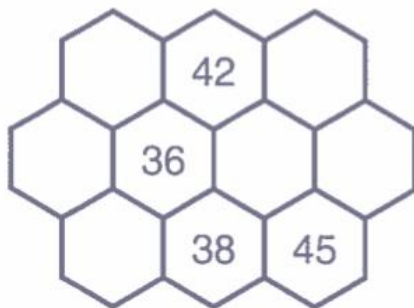


How many ? 3s _____ 4s _____ 5s _____ 6s _____

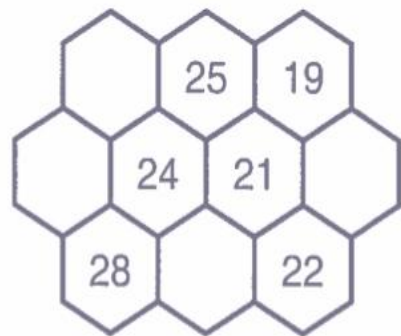


Fill in the missing numbers in the honeycomb path puzzle below.


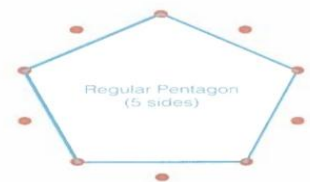
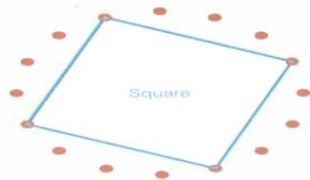
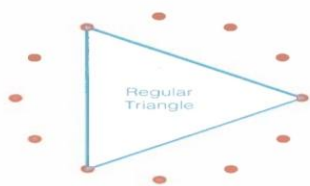
36 to 45




19 to 28



Connects dots to match the regular shapes below.



Trace the path that crosses all of the numbers from least to greatest. Circle the smallest number.



Put each group of numbers in order from smallest to largest.


34 7 45 85 77 37

< < < < <

18 67 44 96 26 9

< < < < <

اپنی تصویر لگائیں یا بنائیں۔



سوال: دیے گئے الفاظ کی مدد سے پیرا گراف مکمل کریں۔
"میرا تعارف"

میں ایک _____ ہوں۔ (لڑکی / لڑکا)

میرا نام _____ ہے۔

میں _____ میں پڑھتی / پڑھتا ہوں۔

میری عمر _____ سال ہے۔ (چھ / سات)

میں _____ میں رہتی / رہتا ہوں۔ (شہر / گاؤں)

جملے بنائیں۔

گھر

گاڑی


رنگ

باجا





تارا





امی





ٹریفک کے اشاروں کو درست مطلب سے ملائیے۔

مطلب	نشانات
ٹھہریں!	
سڑک بند ہے	
ہارن نہ بجائیں	
خطرہ ہے!	
ٹریفک کا چکر	
گاڑی کھڑی کرنا منع ہے	
دائیں مڑیں	

ان جانوروں کے نام پڑھیے اور ناموں کا پہلا حرف پہچان کر انھیں حروف تہجی کی ترتیب میں لکھیے۔

			
خرگوش	چڑیا	بکری	شیر

			
سانپ	اُونٹ	زرافہ	ہرن


			
زیبرا	مرغی	گائے	رپچھ

_____	_____	بکری	اُونٹ	مثال:
_____	_____	_____	_____	
_____	_____	_____	_____	

سوال: نیچے دیئے گئے الفاظ کی مدد سے پیرا گراف مکمل کریں۔

"گائے"

(ٹانگیں، گوشت، چارا، گائے، کان، بھورا)



یہ ایک _____ ہے۔

اس کا رنگ _____ ہے۔

یہ _____ کھاتی ہے۔

اس کی چار _____ ہیں اور دو _____ ہیں۔

ہم اس کا _____ کھاتے ہیں۔

اوپر دیئے گئے پیرا گراف کو دوبارہ خوشخط تحریر کریں۔

گائے

Match the objects to the senses you would use. Remember, there can be more than one.



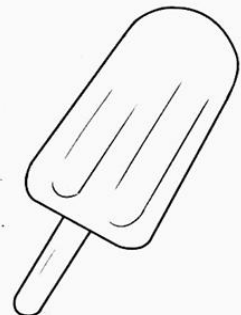
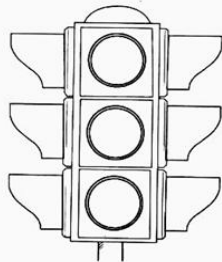



see

hear

touch

smell

taste



Below are ten things that children might do.

Some of these actions might be good for you. Some might be bad.

Write **good** or **bad** at the end of each sentence.

1. I clean my teeth in the morning and at night.

2. I do not like fruit or vegetables so I do not eat them.

3. I do not wash my hands before eating a meal.

4. I drink three glasses of milk every day.

5. I only clean my teeth on Sundays.

6. I ride my bicycle every day.

7. I see a doctor if I feel ill.

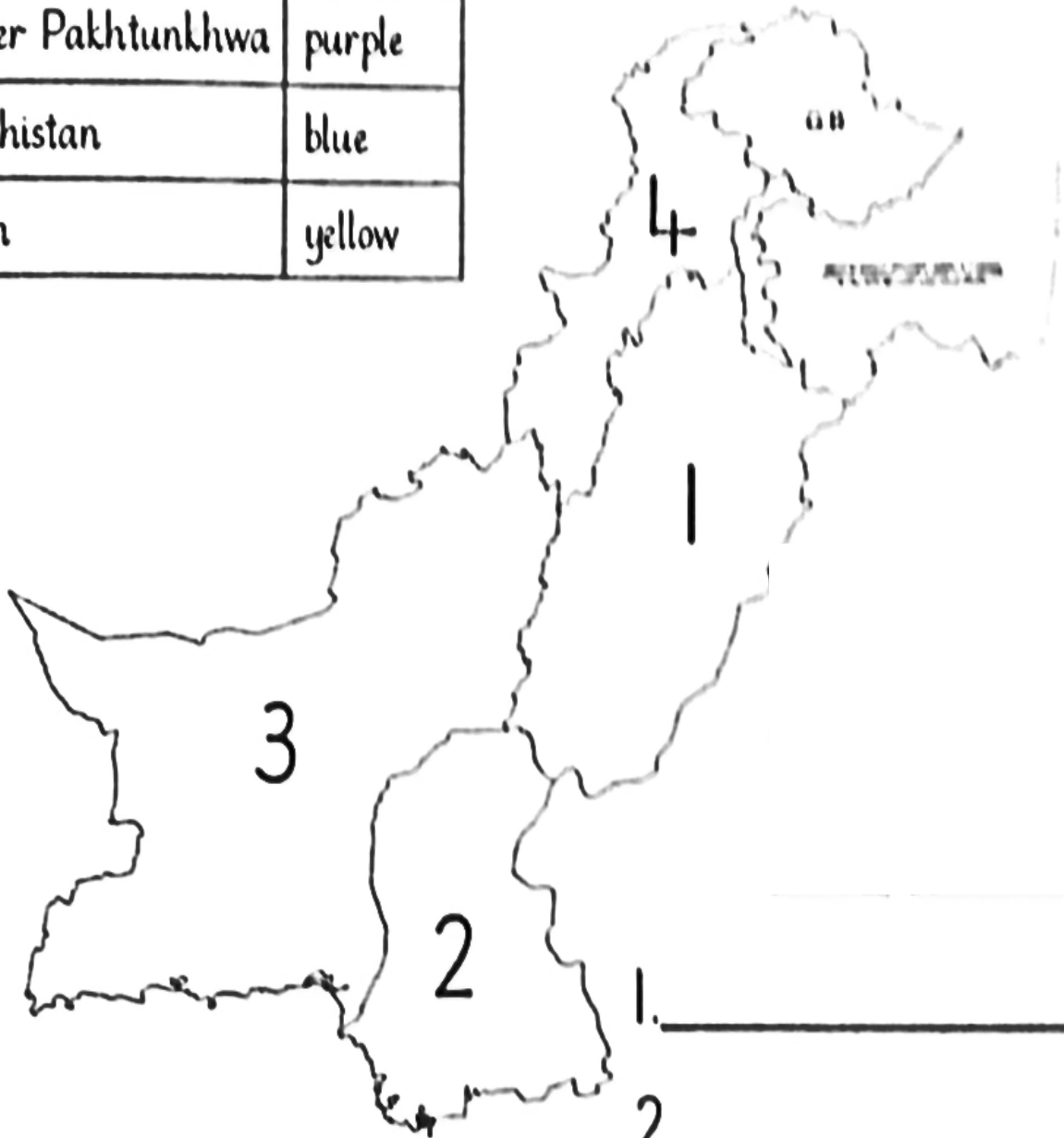
8. I spend all my spare time watching TV.

9. I wash myself every day.

10. I wash myself once a week.

Label and colour the four provinces of Pakistan. Use the given colour key.

Punjab	green
Khyber Pakhtunkhwa	purple
Balochistan	blue
Sindh	yellow




1. _____
2. _____
3. _____
4. _____

Subject: Art

Class: One

Paste pencil shavings on turtle as shown. Also colour the remaining picture.



Tear glaze paper and paste it in the given picture.

