



MODERNAGE Public School & College, Pakistan

A Place to Flourish, Thrive & Shine

Nursery



Summer Homework

Dear Parents,

The moment children finish their First Term Exams, the most exciting and much awaited time of the school year i.e., the summer vacation starts the very next day.

Summer Vacations are greeted with joy by kids and are of course a time to reinvigorate and revive. However, a balance between recreation and work must be found to ensure a break that is productive as well as relaxing. As the school closes for the summer break, we have planned some activities / projects for your children to enhance their learning skills in a fun filled way. We have tried to make the work enjoyable keeping in mind the interest of the children, so that they are engaged positively and their energies are well-directed. Mentioned below tips will not only help your child stay organized but will also make your vacation fun-filled and interesting.

Tips for Parents

There are many ways to support your child's learning by providing opportunities for reading, writing, speaking and listening while on vacation. Family discussions, word games, trips to a local bookstore or library to choose books, visiting museums and other interesting places are all fun ways to involve your child in literacy activities over the summer. As a parent, you must also promote physical activity, improve coordination, and teach good sportsmanship.

HOLIDAYS HOMEWORK FOLDER: Attempt all the activities/projects given in the Summer Vacation Task. Help your child make an attractive, handmade folder with old newspapers or charts. Decorate it and compile all the holiday homework in it.

Looking forward to your cooperation. A copy of this homework is also available at the official webpage

www.maps.edu.pk of the school.

Modernage wishes all of you happy and healthy Summer Vacation!

Summer Vacations are starting from Thursday 25th June to Sunday 2nd August 2026.







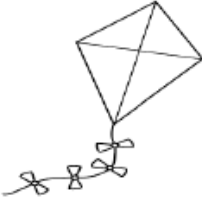







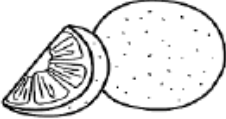


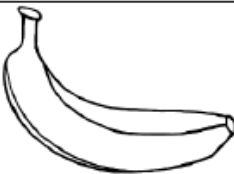


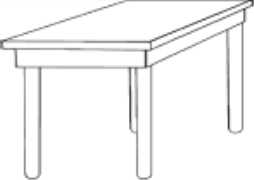
School will reopen on Monday 3rd August 2026.

Follow these daily routines & Essential Values:

1. Listen when someone else is speaking.
2. Wake up early in the morning and offer prayer.
3. Take a bath daily.
4. Sweep or vacuum your room.
5. Help your mother lay out the table for meals.
6. Eat healthy food including fruits, vegetables, whole grains & drink plenty of water throughout the day to stay hydrated.
7. Wash your hands before taking food.
8. Treat others with respect.
9. Use a napkin and try not make a mess at meal times.
10. Schedule exercise or a walk for at least half an hour every day to become physically fit, strong & health.
11. Be the first to extend your greetings.
12. Limit screen time & promote outdoor activities.

ENGLISH

Choose the correct pictures.

s			
l			
k			
z			
o			
b			
t			

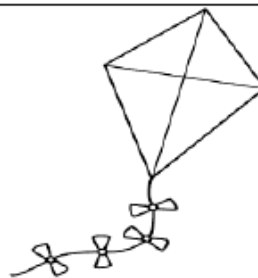
Look at the pictures and circle the letters that match the beginning sound.



s u z



n r w



h k e



l p e



k c s



m g c



o t v



r d b





b c v

Circle the matching lowercase letters in each row.

h	a	e	t	h
r	y	u	r	o
l	j	l	z	c
p	p	a	e	t
o	v	o	h	a
s	b	m	s	r
b	m	b	w	t
t	k	s	t	c

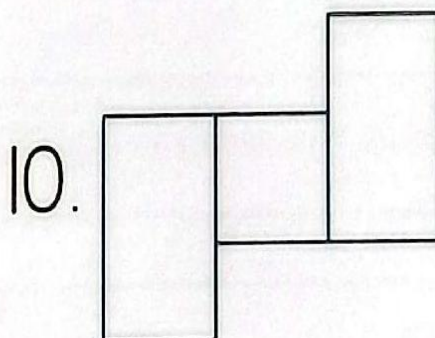
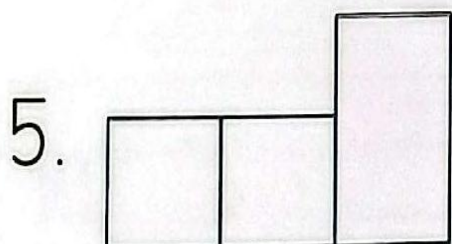
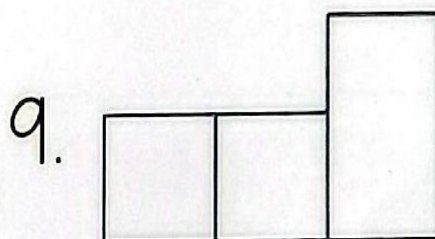
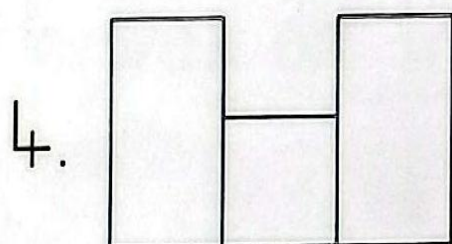
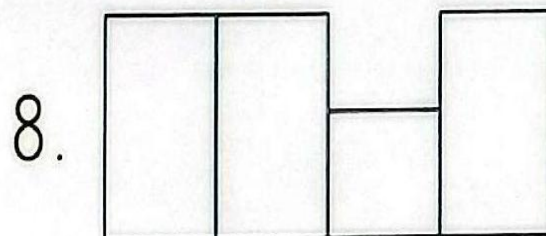

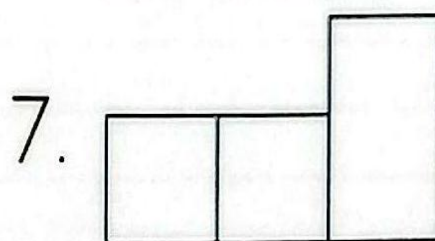
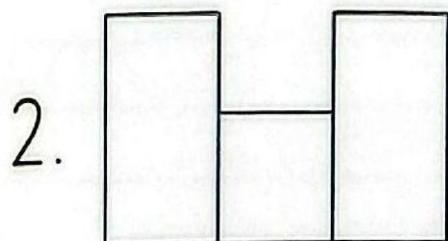
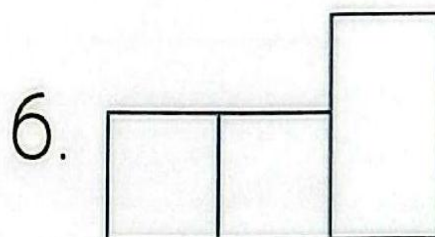
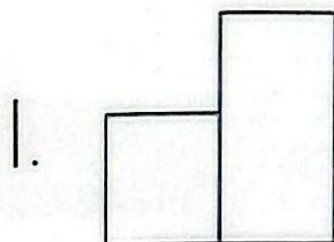

Colour the rainbow. Answer the question.




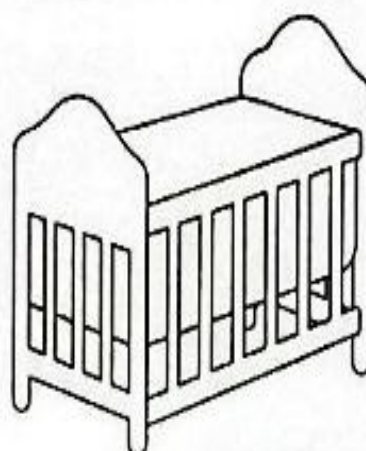

How many colours does a rainbow have?

Write the words from the word bank in the boxes.

Remember to cross out the words in the box as you write them.



Write the correct CVC word under each picture.


		

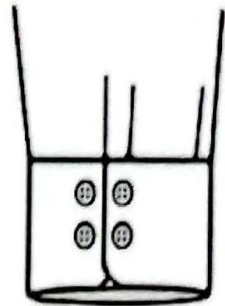
Write the letters for the missing beginning/ending sounds for pictures.




dre_____



be_____



cu_____



____ish



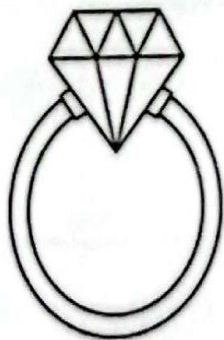
tu_____




____en



du_____







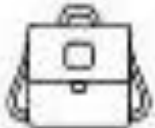















____ing




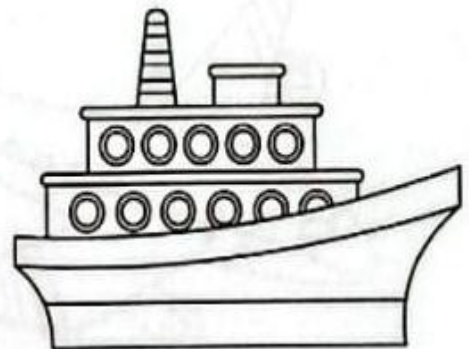

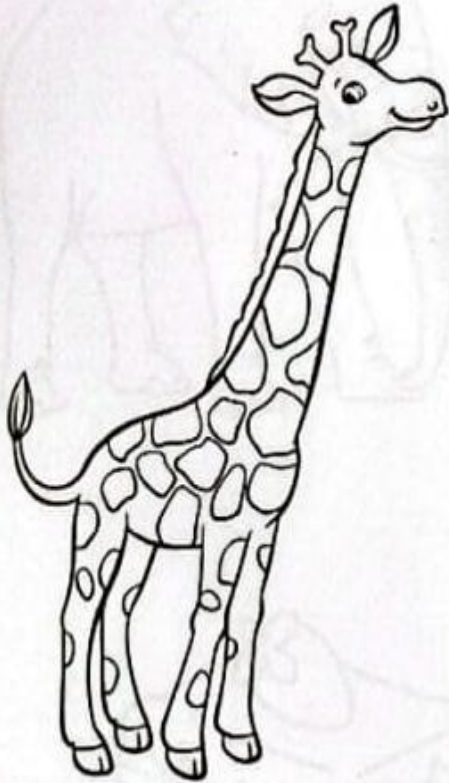
boo_____

Write the correct Words.

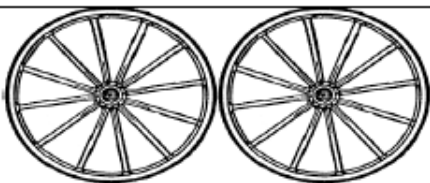

	<input type="text"/>	<input type="text"/>	<input type="text"/>		<input type="text"/>	<input type="text"/>	<input type="text"/>
	<input type="text"/>	<input type="text"/>	<input type="text"/>		<input type="text"/>	<input type="text"/>	<input type="text"/>
	<input type="text"/>	<input type="text"/>	<input type="text"/>		<input type="text"/>	<input type="text"/>	<input type="text"/>
	<input type="text"/>	<input type="text"/>	<input type="text"/>		<input type="text"/>	<input type="text"/>	<input type="text"/>
	<input type="text"/>	<input type="text"/>	<input type="text"/>		<input type="text"/>	<input type="text"/>	<input type="text"/>
	<input type="text"/>	<input type="text"/>	<input type="text"/>		<input type="text"/>	<input type="text"/>	<input type="text"/>
	<input type="text"/>	<input type="text"/>	<input type="text"/>		<input type="text"/>	<input type="text"/>	<input type="text"/>
	<input type="text"/>	<input type="text"/>	<input type="text"/>		<input type="text"/>	<input type="text"/>	<input type="text"/>
	<input type="text"/>	<input type="text"/>	<input type="text"/>		<input type="text"/>	<input type="text"/>	<input type="text"/>
	<input type="text"/>	<input type="text"/>	<input type="text"/>		<input type="text"/>	<input type="text"/>	<input type="text"/>

MATHS

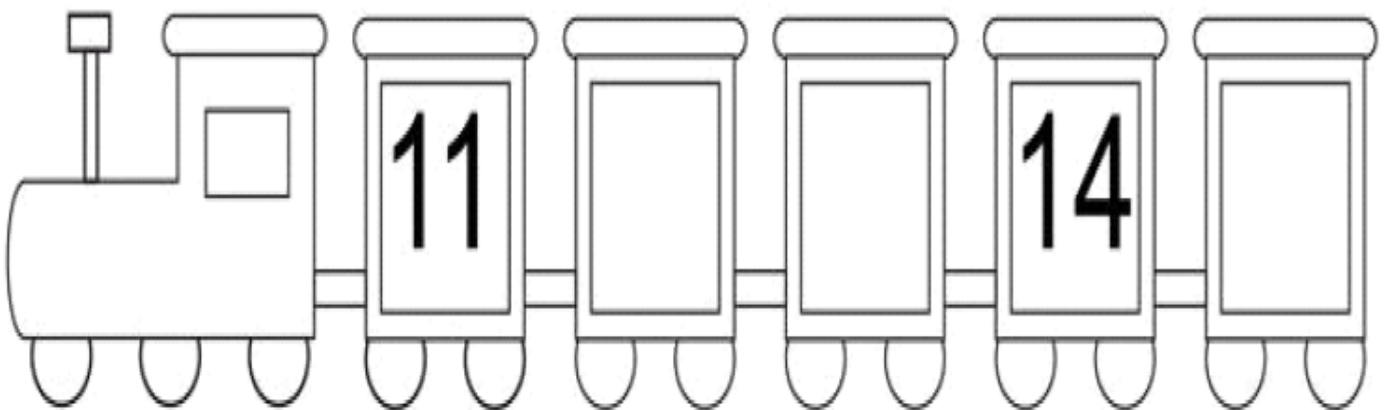
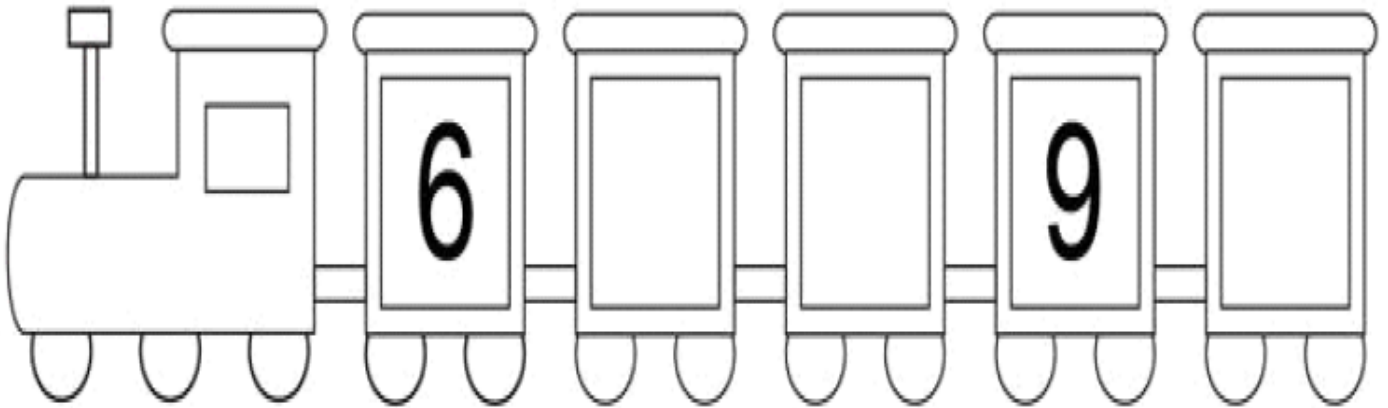
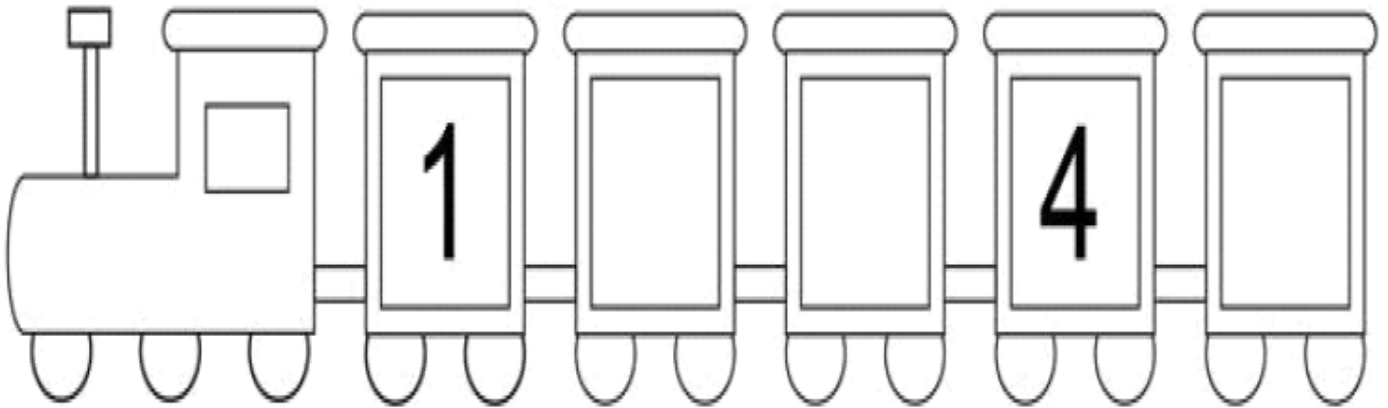
For each picture, colour the object if it is square or circle if it is round. Cross out any picture that is neither round nor square.




Count and write the numbers in the box.



Write the missing numbers 1-15.




Join the dots to complete the picture.




It is a _____.

Write the numbers from 5-0 counting backwards.



Read the sentences in the speech boxes. Draw hair on each person accordingly.

I have long hair.



I have short hair.



I have the longest hair.



Match the numbers to the numbers written in words.

1

four

2

three

3

five

4

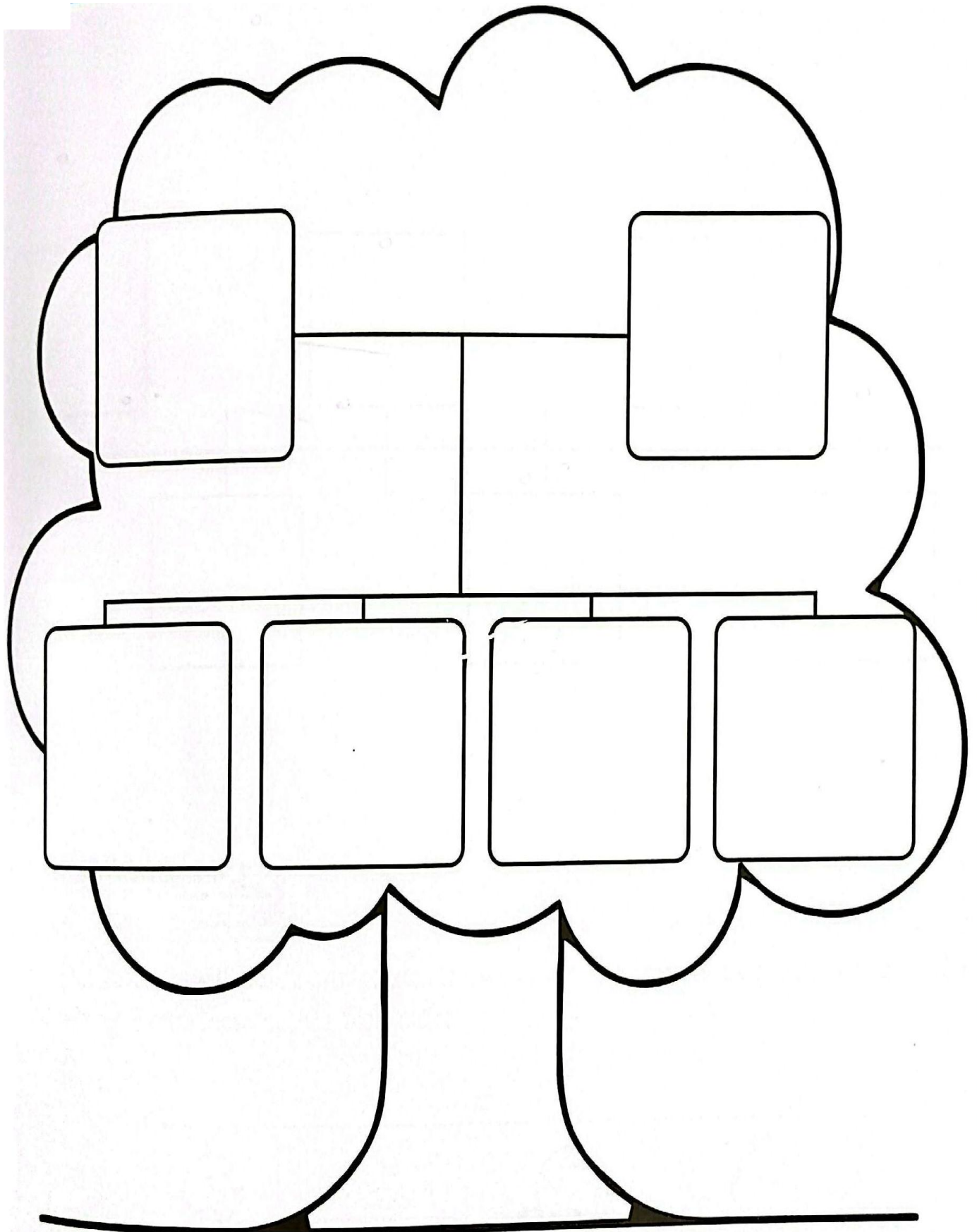
two

5


one

WORLD AROUND US


In the family tree below draw or paste pictures of your family members.




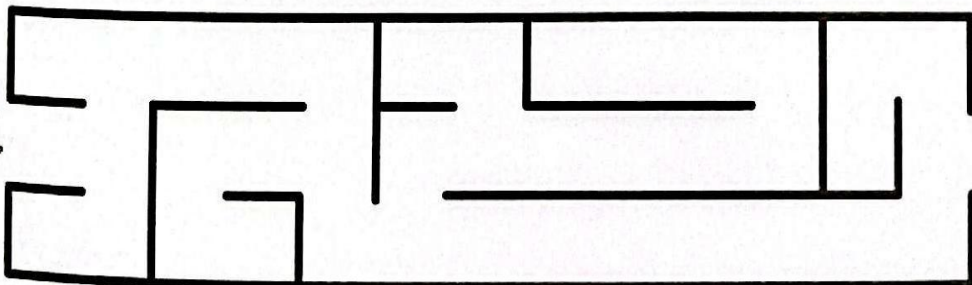

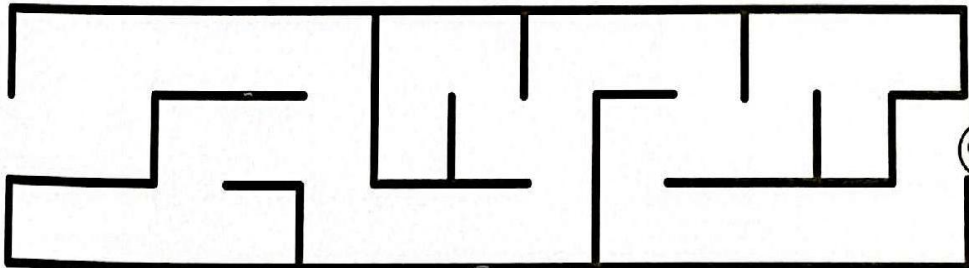
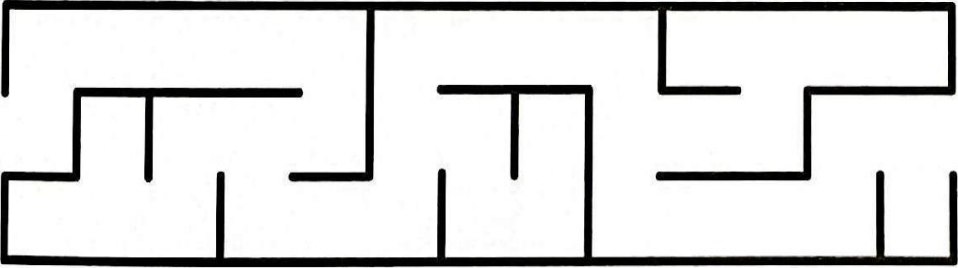

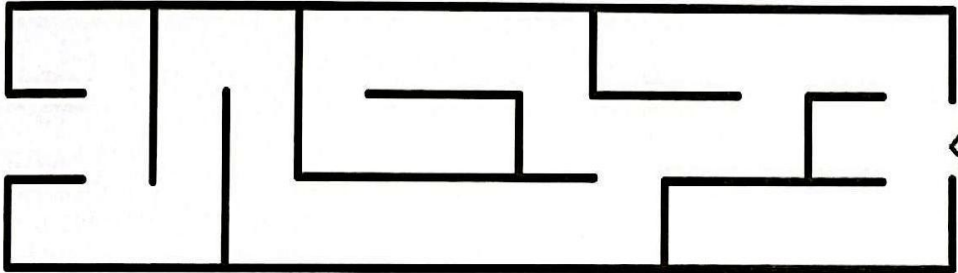
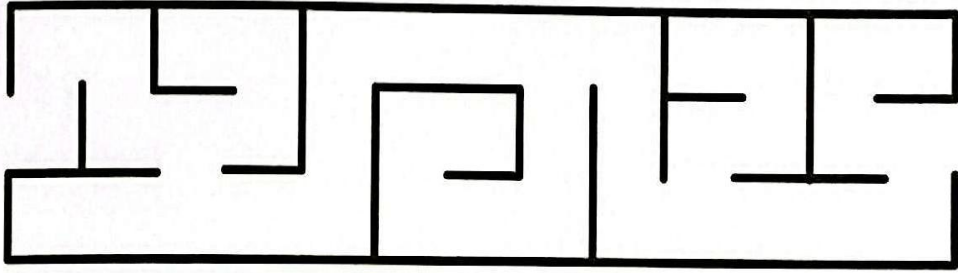
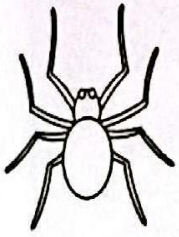
Draw what you would like in your dreamhouse.



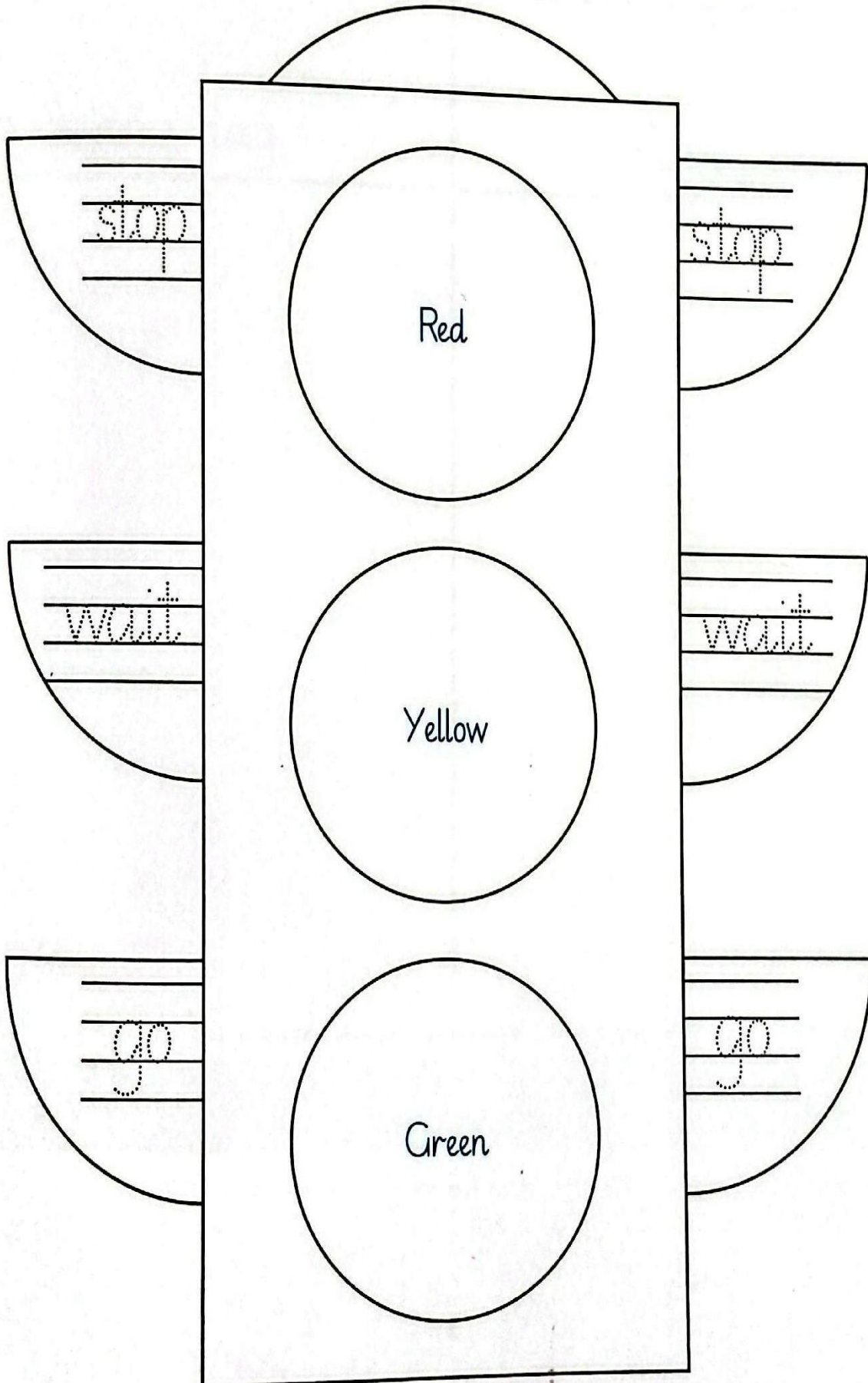
Help Zain colour the flag of Pakistan. Draw a crescent and a star.



Help each animal find its way home through the maze



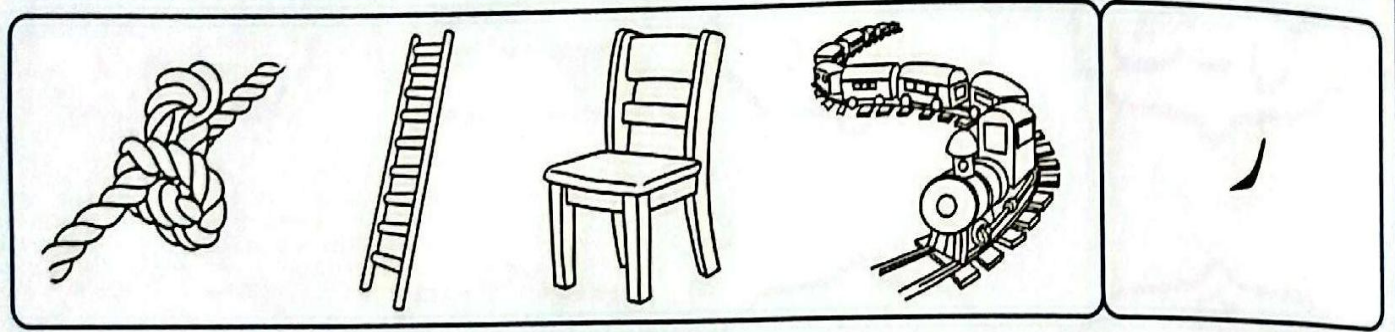



Read, trace and colour the traffic lights.


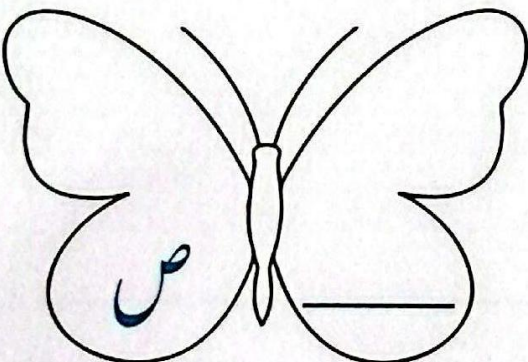
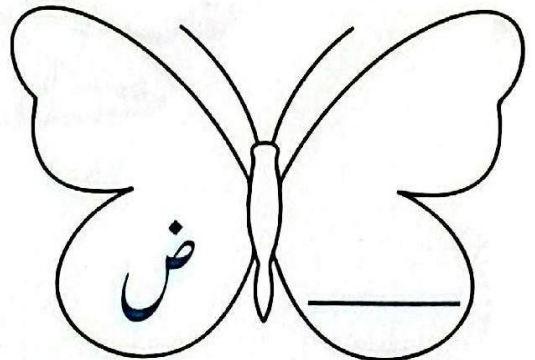
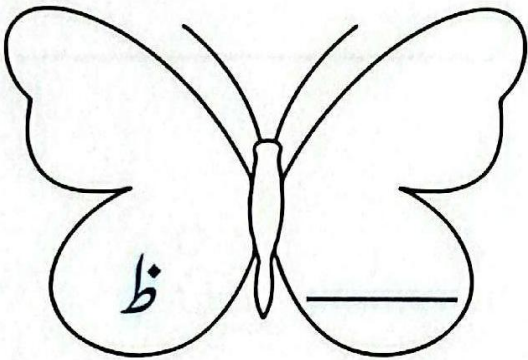
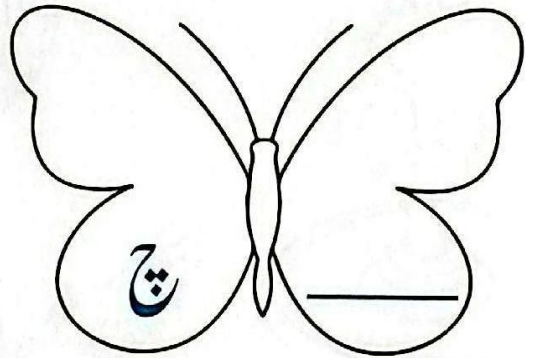
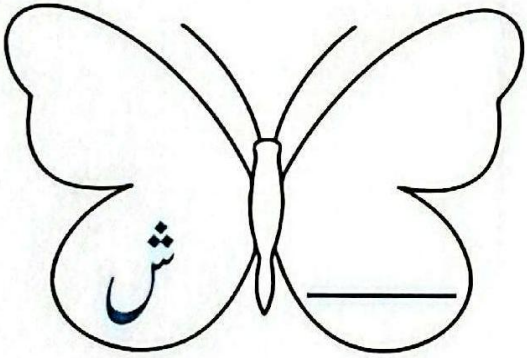
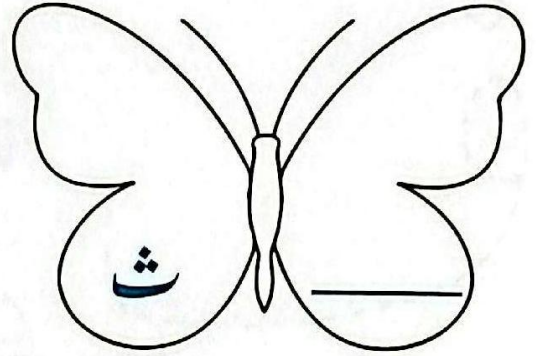
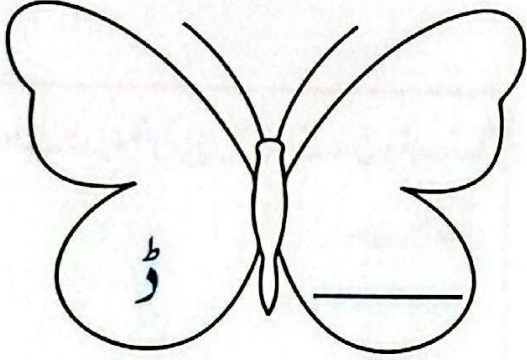


Urdu

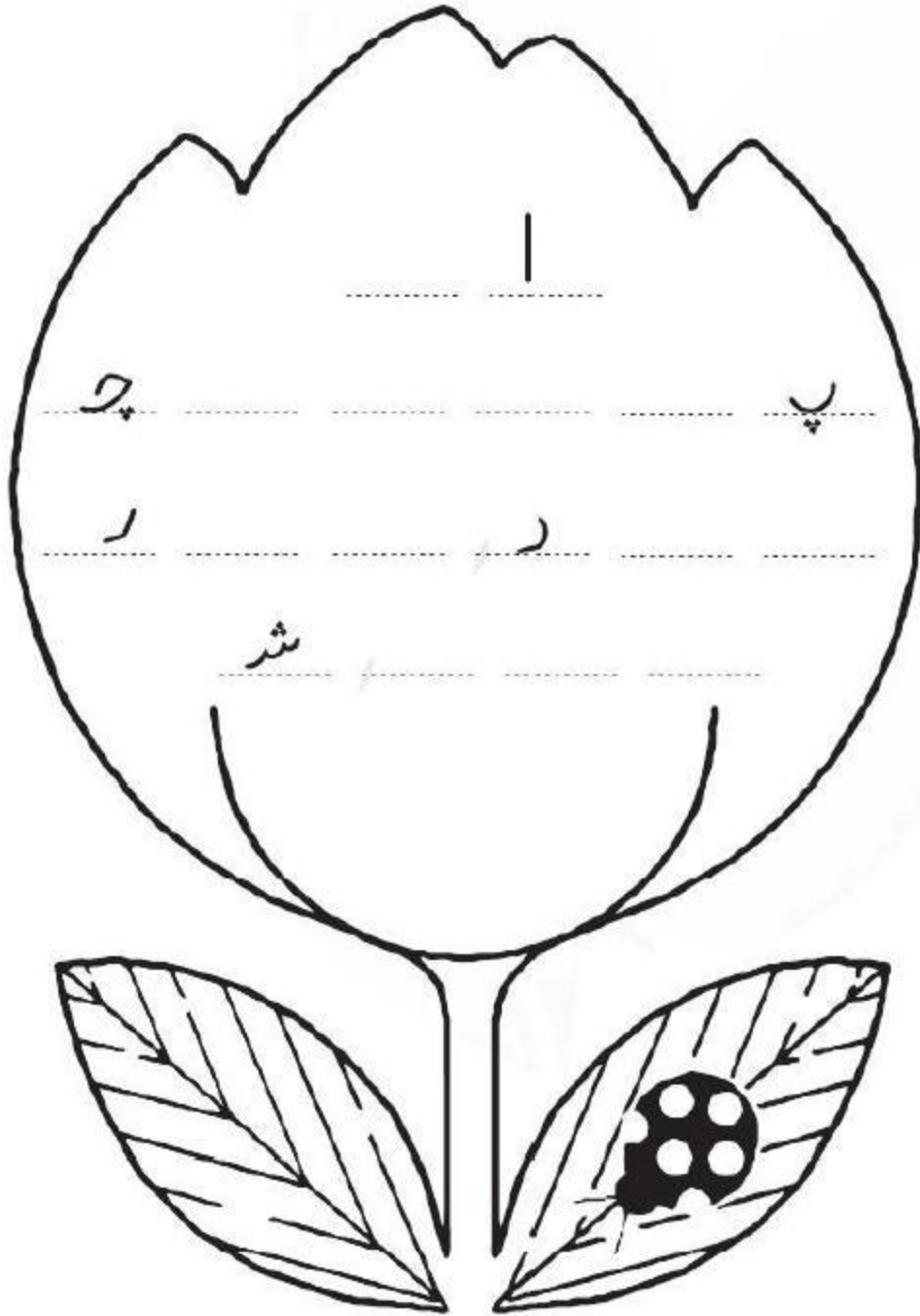
دیے گئے حروف کی آوازوں سے شروع ہونے والی تصویروں میں رنگ بھریے۔



خالی جگہ میں تصویر کے نام کا پہلا حرف لکھیے۔



خالی جگہ پر کریں۔



حروف تہجی کی پڑھائی کیجئے اور نقطے لگائیے۔



آ

ا

ب

ب

ب

ب

ب

ح

ح

ح

ح

د

د

د

ر

ر




ر

ر


س

س



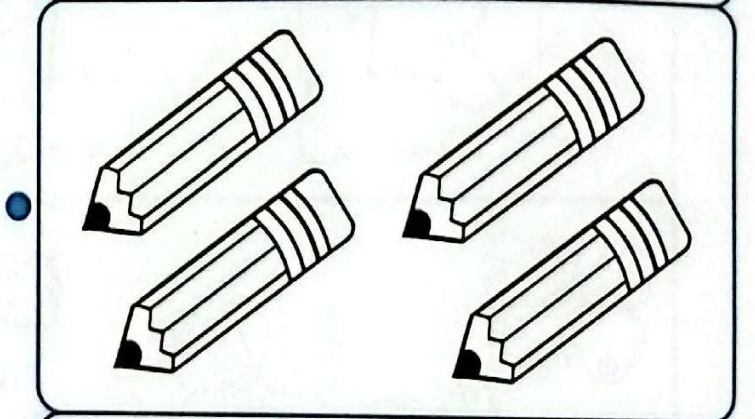





تلاش کریں اور رنگ بھریں۔















نقطے ملائیے اور تصویر مکمل کیجئے۔





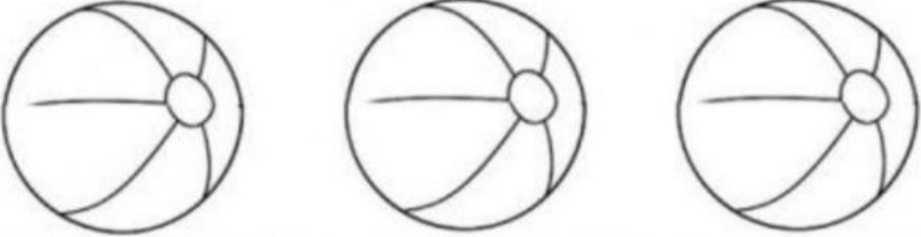


تصویروں کو درست ہندسوں سے ملائیے۔



تصویر کا پہلا حرف لکھیں۔


		
		
		
		

تصاویر گن کر ہند سے لکھیے۔

تصاویر	ہند سے
	
	
	
	
	

Creative Arts

Tear glaze paper and paste it in the given picture.



Colour and trace the picture.

