

MODERNAGE

Public School & College, Pakistan

A Place to Flourish, Thrive & Shine

Playgroup



Summer Homework

Dear Parents,

The moment children finish their First Term Exams, the most exciting and much awaited time of the school year i.e., the summer vacation starts the very next day.

Summer Vacations are greeted with joy by kids and are of course a time to reinvigorate and revive.

However, a balance between recreation and work must be found to ensure a break that is productive as well as relaxing. As the school closes for the summer break, we have planned some activities / projects for your children to enhance their learning skills in a fun filled way. We have tried to make the work enjoyable keeping in mind the interest of the children, so that they are engaged positively and their energies are well-directed. Mentioned below tips will not only help your child stay organized but will also make your vacation fun-filled and interesting.

Tips for Parents

There are many ways to support your child's learning by providing opportunities for reading, writing, speaking and listening while on vacation. Family discussions, word games, trips to a local bookstore or library to choose books, visiting museums and other interesting places are all fun ways to involve your child in literacy activities over the summer. As a parent, you must also promote physical activity, improve coordination, and teach good sportsmanship.

HOLIDAYS HOMEWORK FOLDER: Attempt all the activities/projects given in the Summer Vacation Task. Help your child make an attractive, handmade folder with old newspapers or charts. Decorate it and compile all the holiday homework in it.

Looking forward to your cooperation. A copy of this homework is also available at the official webpage www.maps.edu.pk of the school.

Modernage wishes all of you happy and healthy Summer Vacation!

Summer Vacations are starting from Thursday 25th June to Sunday 2nd August 2026.

School will reopen on Monday 3rd August 2026.

Follow these daily routines & Essential Values:

1. Listen when someone else is speaking.
2. Wake up early in the morning and offer prayer.
3. Take a bath daily.
4. Sweep or vacuum your room.
5. Help your mother lay out the table for meals.
6. Eat healthy food including fruits, vegetables, whole grains & drink plenty of water throughout the day to stay hydrated.
7. Wash your hands before taking food.
8. Treat others with respect.
9. Use a napkin and try not make a mess at meal times.
10. Schedule exercise or a walk for at least half an hour every day to become physically fit, strong & health.
11. Be the first to extend your greetings.
12. Limit screen time & promote outdoor activities.

ENGLISH

Trace the alphabet

S



star fish

S S S S S S

S S S S S S


S S S S S S

S S S S S S

S S S S S S

Trace the alphabet

a



ant

a a a a a

a a a a a


a a a a a

a a a a a

a a a a a

Trace the alphabet

t



train

t t t t t t




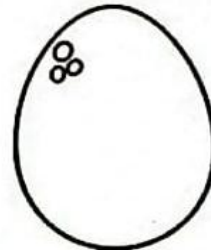

t t t t t t

t t t t t t

t t t t t t

t t t t t t


Write the letter for the beginning sound of each picture.



Say the sound aloud, and colour the train below using the given key.

Colour Key

s=red, a=green, t=yellow, p=blue








Match the pictures with their initial sound.

s

a

t




p



Blend sounds from the letter bank below and make CVC words.

s a t p

Identify the pictures and match them with the correct CVC words.



pan

ant

map


sad

sit

Write the letter sound 'ck' or 'k' underneath each picture below.



du__




boo__



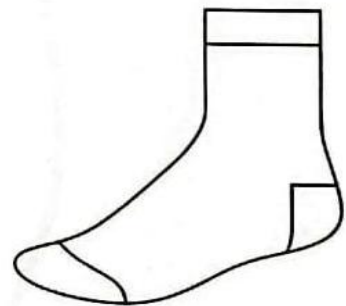
li__



par__



tru__




so__



sa__



for__




bar__


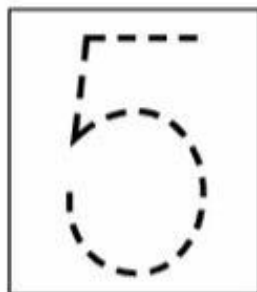



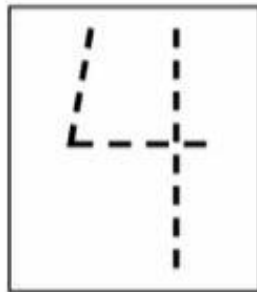
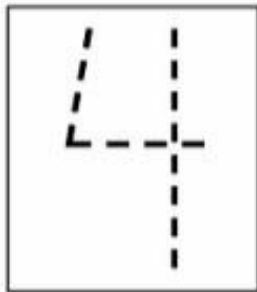
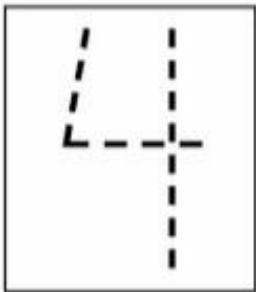

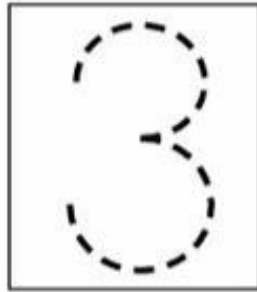

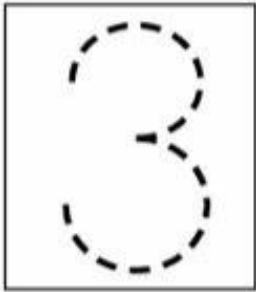

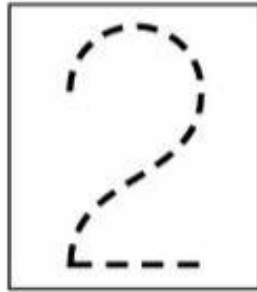
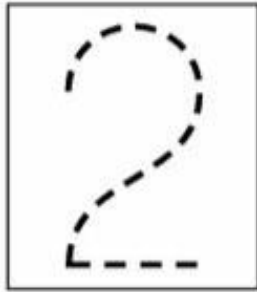


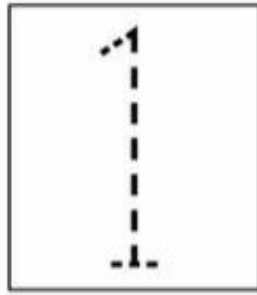
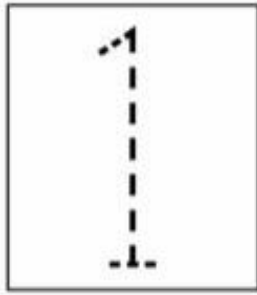
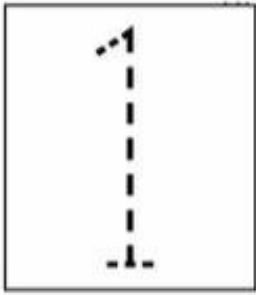
MATH

Colour the picture below using the given key

1=red, 2=green, 3=yellow




Tracing is Fun



How many Scoops?

Count ,Colour and Write



Copyright © FREE4CLASSROOMS.COM

1


2

3

4

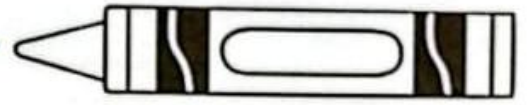
5

Write the missing numbers 1-10



Follow each line and colour the crayons accordingly.

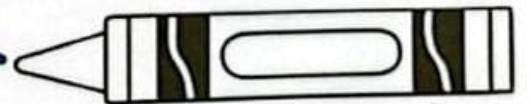
blue




red



yellow



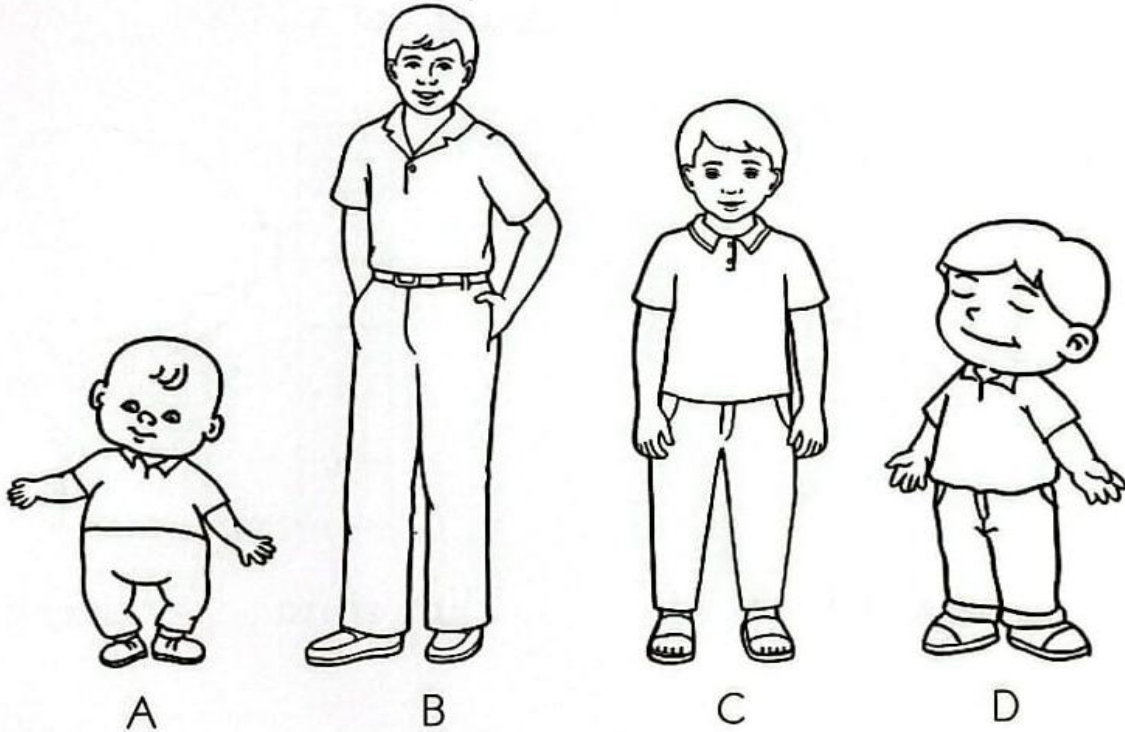
Look at the pictures below. Colour the taller tree green and the shorter tree red.



Draw a tall and a short object of your choice.

<p>tall</p>	<p>short</p>
-------------	--------------

Complete the statements.




- 1) _____ is the tallest.
- 2) _____ is the shortest.
- 3) D is taller than _____.
- 4) D is shorter than _____ and _____.
- 5) C is taller than _____ and _____.

Look at the pictures below. Match the activities to the time of the day in which they occur.




breakfast



watch tv



brush teeth



in the morning



in the night



sleep




school starts



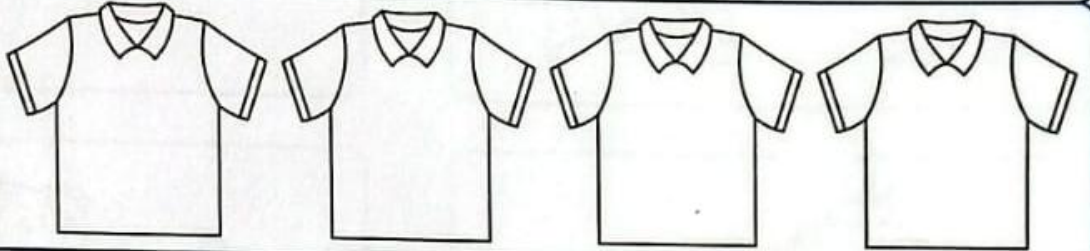
dinner

In each row below, colour the correct number of objects.


3




1



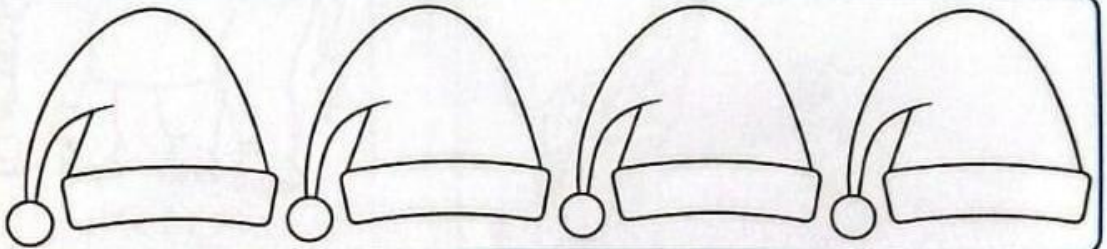
5



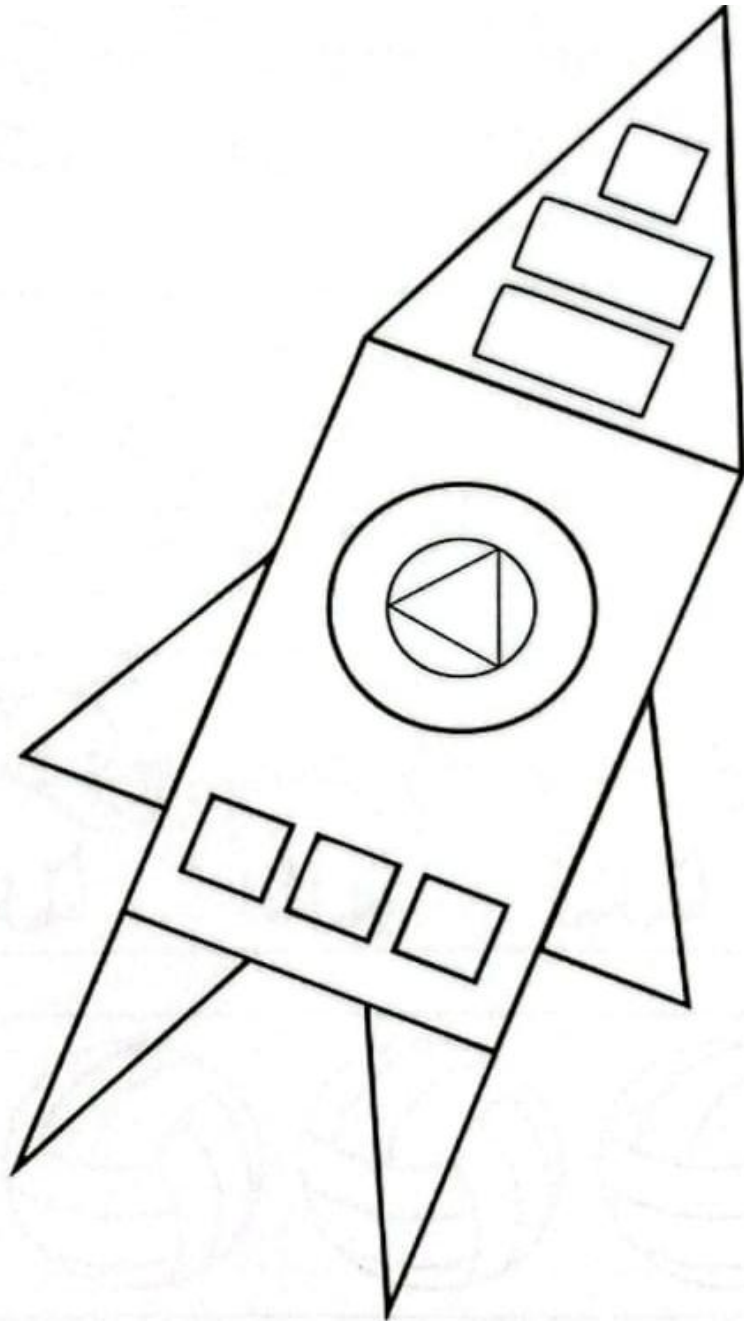



4



2



Count each shape used in the rocket below. Then fill out the boxes on the left of the page by writing the correct number of shapes in each box.



Say aloud the displayed sounds, and colour them using the key below.



Colour key

k=blue

d=brown

g=green

i=red

m=yellow

s=purple

اونو

درست حروف کے گردہ دائرہ لگائیں اور رنگ بھریں۔




ر خ ر



ب ا ج



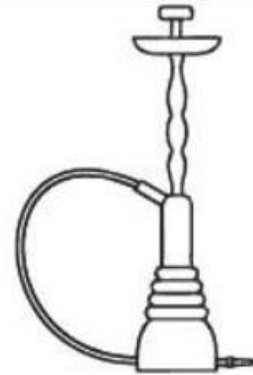
ر ب ر



ر ژ ث













































ر م پ



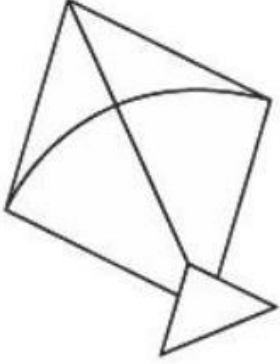


ر ن س

پنسل پھیریں اور رنگ بھریں۔

تصاویر کو متعلقہ حروف سے ملائیں اور رنگ بھریں۔



دیے گئے حروف کو نقطوں کی مدد سے مکمل کیجیے۔



آ ا

ب ب ب ب ب

ح ح ح ح

ر ر ر و و و


دیے گئے حروف سے تصویریں بنائیے اور رنگ بھریے۔




اب 'تا' ت احروفِ تہجی سے شروع ہونے والی چیزوں کی نشان دہی کیجیے اور رنگ بھرے۔



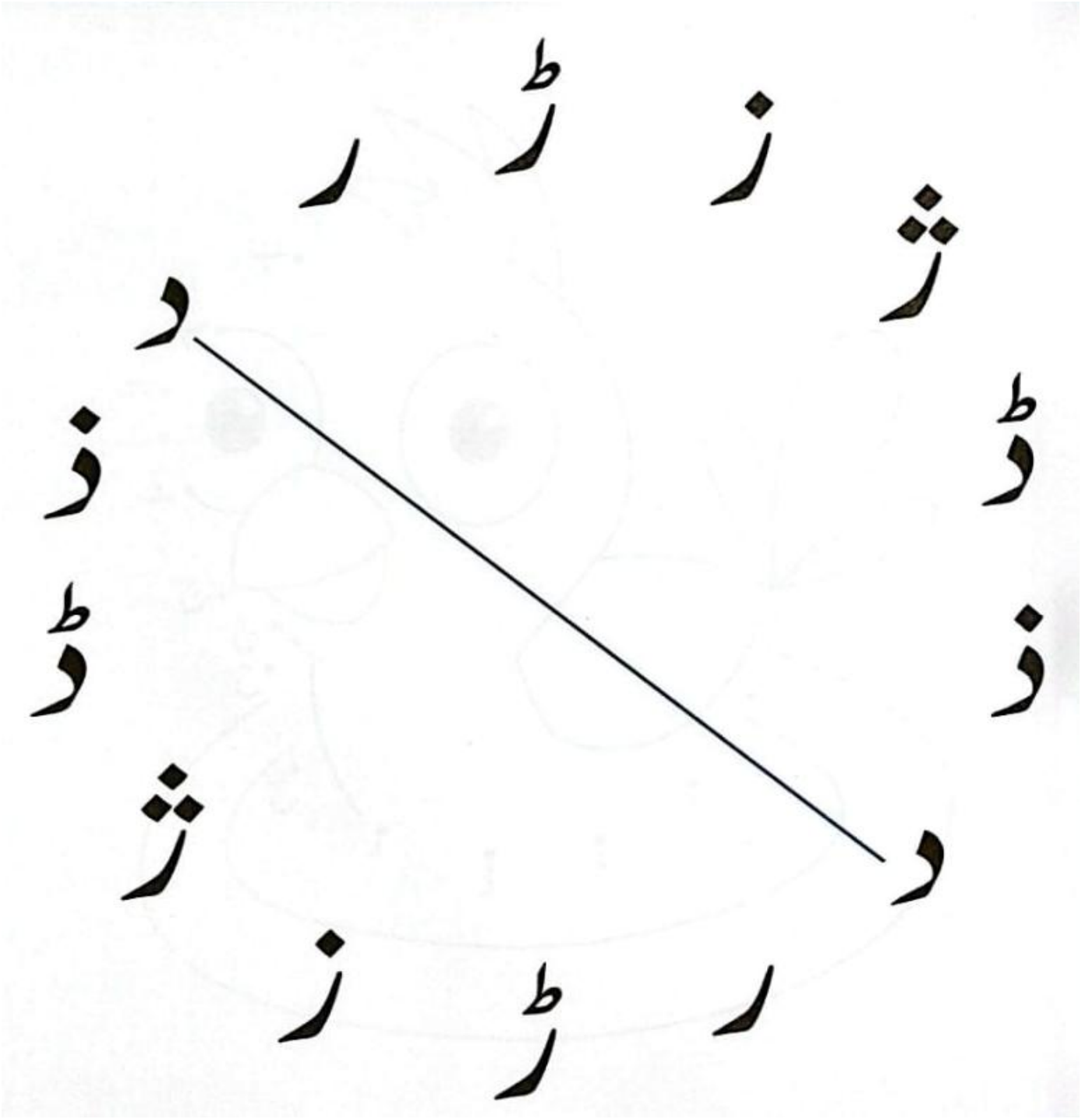
ایک جیسے حروف کو آپس میں ملائیں




حروف تہجی کی ترتیب وار پڑھائی کیجئے اور خالی جگہ پر درست حروف لکھ کر خاندان مکمل کیجئے۔





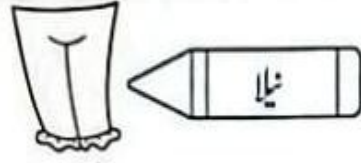
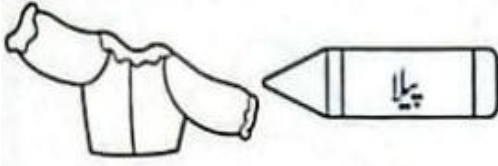
ایک جیسے حروف کو آپس میں ملائیں۔



اسے از تک حروف کی ترتیب دیں۔




تصویر میں بنیادی رنگ بھرے۔



CREATIVE ARTS

Make thumb impression in the balloons and colour the duck.



Trace the other part of picture and colour it

