

MODERNAGE Public School & College, Pakistan

A Place to Flourish, Thrive & Shine

Prep



Summer Homework

Dear Parents,

The moment children finish their First Term Exams, the most exciting and much awaited time of the school year i.e., the summer vacation starts the very next day.

Summer Vacations are greeted with joy by kids and are of course a time to reinvigorate and revive. However, a balance between recreation and work must be found to ensure a break that is productive as well as relaxing. As the school closes for the summer break, we have planned some activities / projects for your children to enhance their learning skills in a fun filled way. We have tried to make the work enjoyable keeping in mind the interest of the children, so that they are engaged positively and their energies are well-directed. Mentioned below tips will not only help your child stay organized but will also make your vacation fun-filled and interesting.

Tips for Parents

There are many ways to support your child's learning by providing opportunities for reading, writing, speaking and listening while on vacation. Family discussions, word games, trips to a local bookstore or library to choose books, visiting museums and other interesting places are all fun ways to involve your child in literacy activities over the summer. As a parent, you must also promote physical activity, improve coordination, and teach good sportsmanship.

HOLIDAYS HOMEWORK FOLDER: Attempt all the activities/projects given in the Summer Vacation Task. Help your child make an attractive, handmade folder with old newspapers or charts. Decorate it and compile all the holiday homework in it.

Looking forward to your cooperation. A copy of this homework is also available at the official webpage www.maps.edu.pk of the school.

Modernage wishes all of you happy and healthy Summer Vacation!

Summer Vacations are starting from Thursday 25th June to Sunday 2nd August 2026.


















School will reopen on Monday 3rd August 2026.

Follow these daily routines & Essential Values:




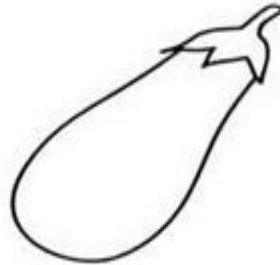


1. Listen when someone else is speaking.
2. Wake up early in the morning and offer prayer.
3. Take a bath daily.
4. Sweep or vacuum your room.
5. Help your mother lay out the table for meals.
6. Eat healthy food including fruits, vegetables, whole grains & drink plenty of water throughout the day to stay hydrated.
7. Wash your hands before taking food.
8. Treat others with respect.
9. Use a napkin and try not make a mess at meal times.
10. Schedule exercise or a walk for at least half an hour every day to become physically fit, strong & health.
11. Be the first to extend your greetings.
12. Limit screen time & promote outdoor activities.

ENGLISH

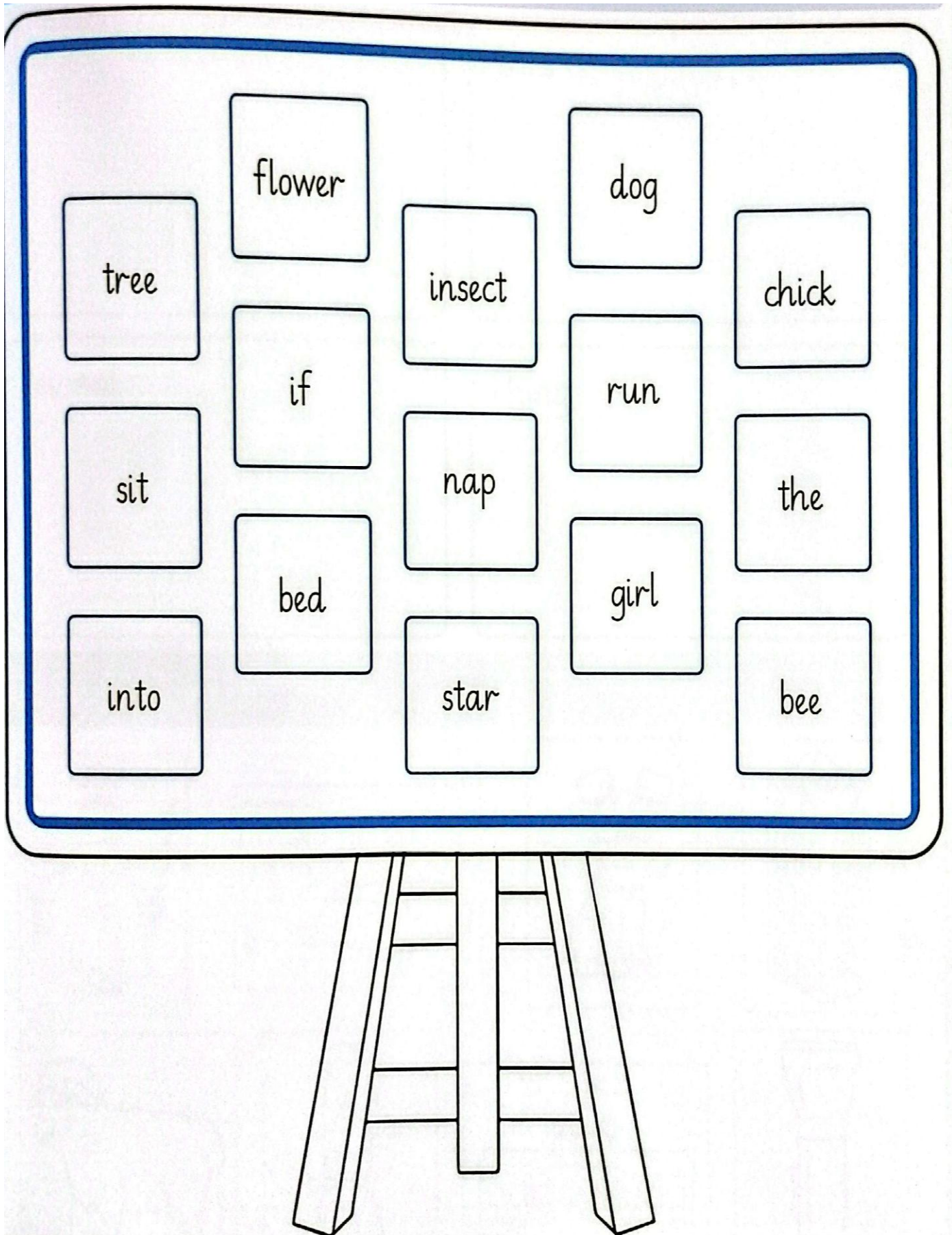
Write the missing alphabets A- Z.



Write the first letter of the given picture.



Nouns are naming words colour all the nouns.



Draw a picture of yourself. Complete the given sentences.

All About Me

! My name is _____.

! I am _____ years old.

! My eyes are _____.

! I have _____ hair.


! I can _____ and _____
very well.

! I love to eat _____.

! My favourite colour is _____.


! When I grow up, I want to be

a/an _____.



Find ten words that are hidden around the monster. Write them in the monster's mouth

play Sam chair jump book kick




hop pencil walk pen swim

eat Kipper run sleep happy cat clap

Read the given passage and fill in the blanks.

I see a box. The box is brown. I see a bug in the box. The bug is little and red.

1. The box is _____.
2. The _____ is in the box.
3. The bug is little and _____.



Draw the box and the bug.

Write the correct digraph to complete the word.



___air



___eep



___umb



___oto



___ark



___istle



___erry



___orn



___eel



___one

CVC Words Unscramble

u n s



--	--	--

t p o



--	--	--

m p a



--	--	--

b e w



--	--	--

i x s



--	--	--

t a b



--	--	--

o d g



--	--	--

g a b



--	--	--

u c p



--	--	--

MATH

Count the objects and match the numbers.



5

3

1

2

4

7


10

6


8

9


Subtract the apples.



$$5-2=\underline{\quad}$$




$$4-3=\underline{\quad}$$



$$5-4=\underline{\quad}$$



$$3-2=\underline{\quad}$$

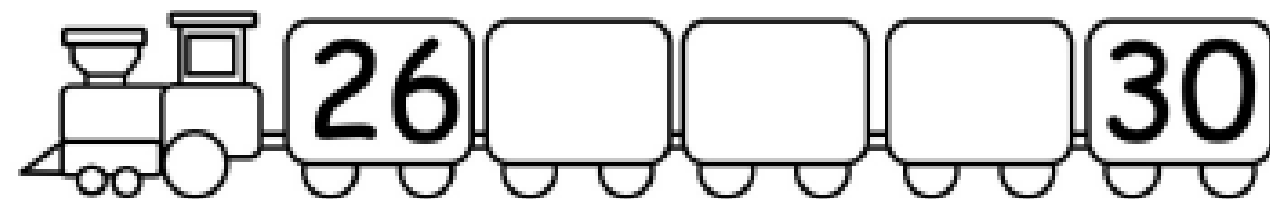







$$4-2=\underline{\quad}$$



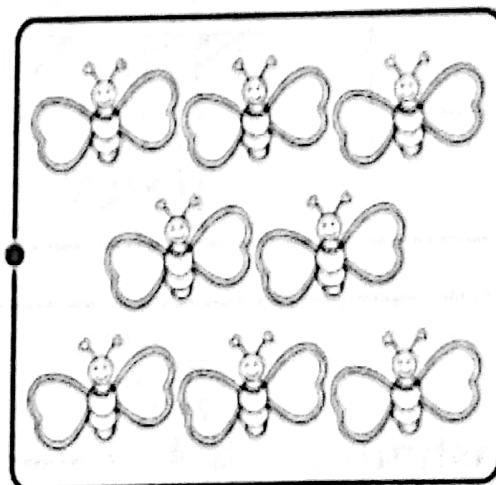
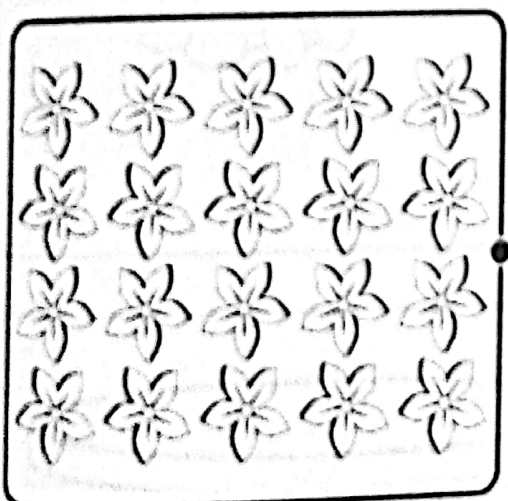




$$3-3=\underline{\quad}$$

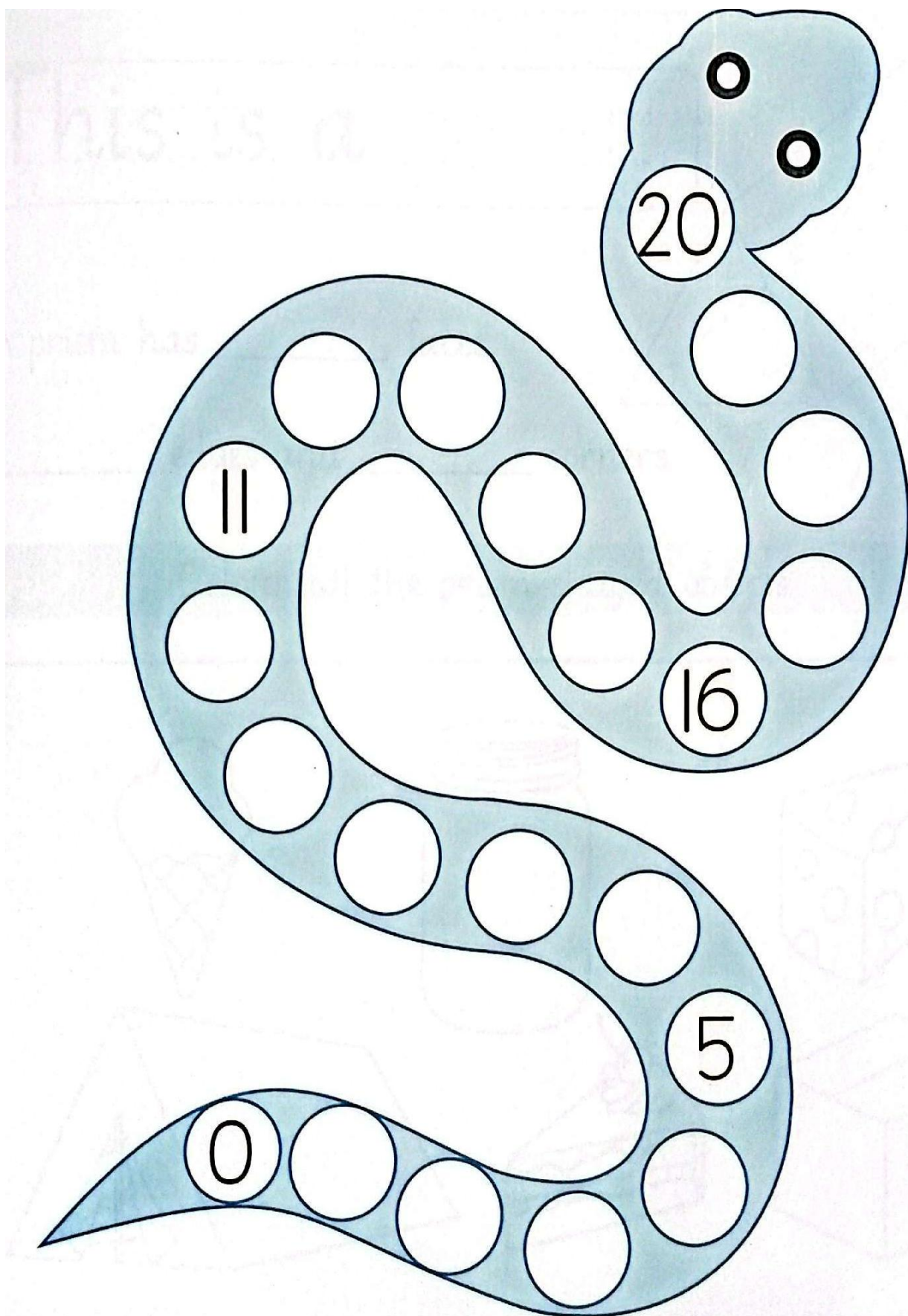
Write the missing numbers 1-30.



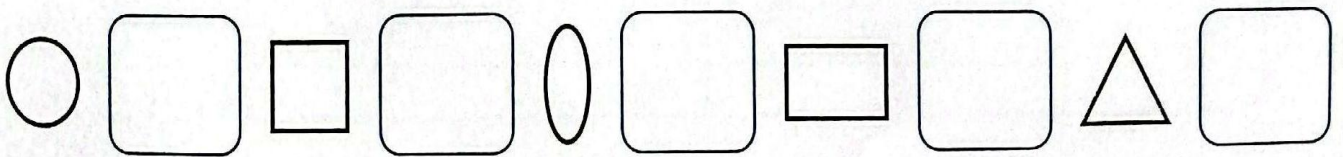

Count and match sets with the same quantities.



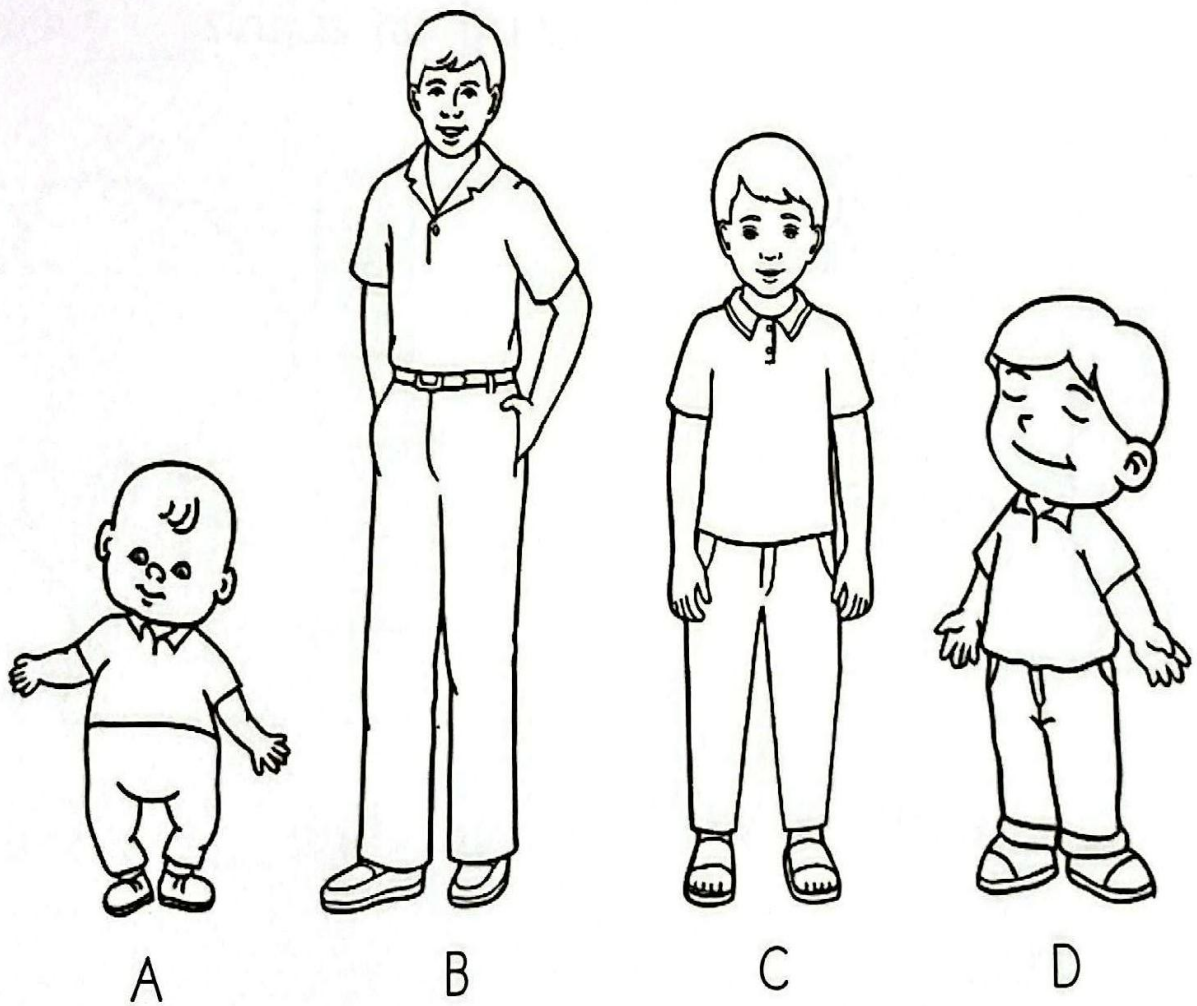
Write the numbers from 20-0 counting backwards.



Count and write the correct number of 2D shapes used in the picture.




Complete the statement.



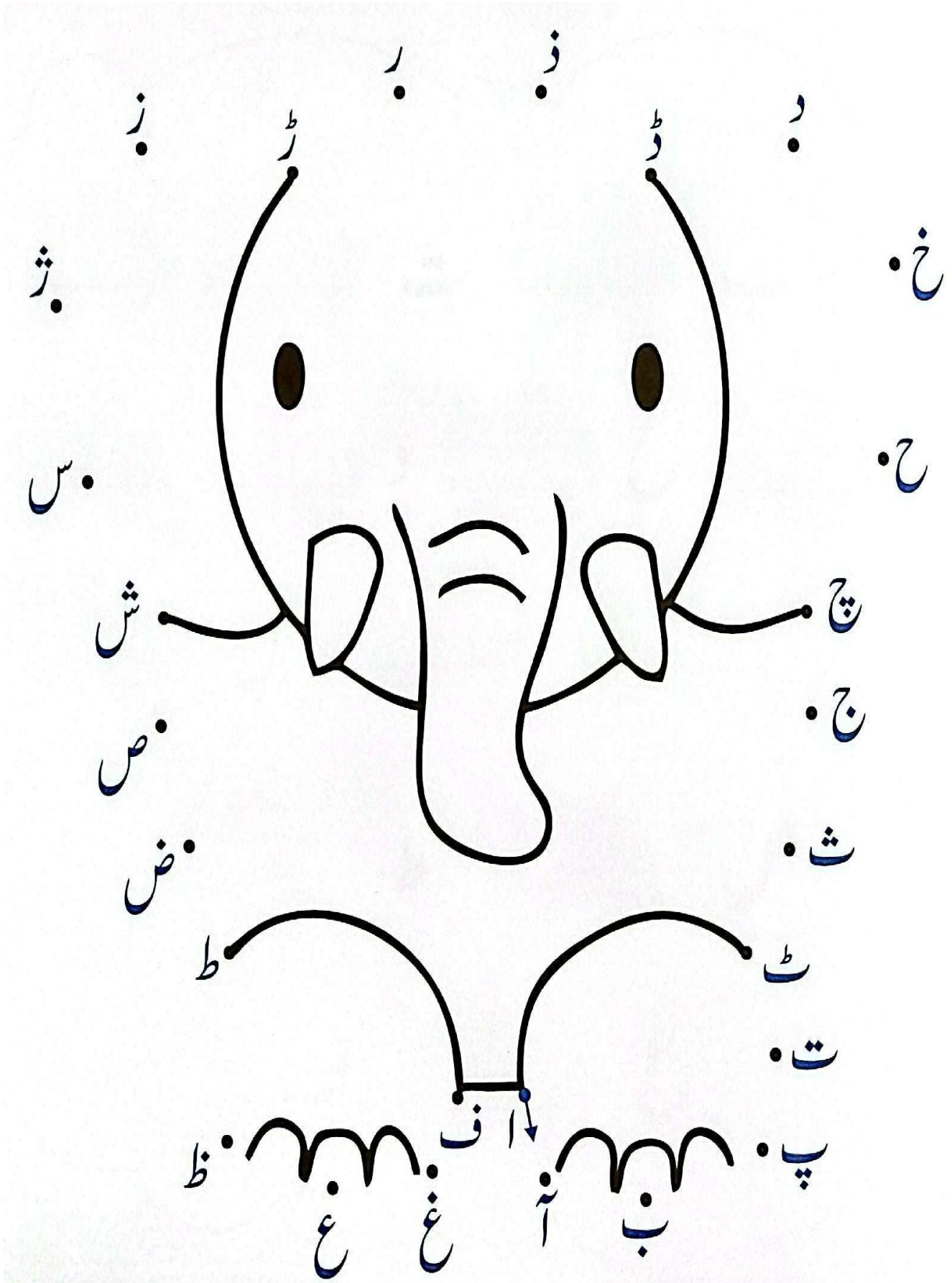
- 1) _____ is the tallest.
- 2) _____ is the shortest.
- 3) D is taller than _____.
- 4) D is shorter than _____ and _____.
- 5) C is taller than _____ and _____.

اونو

افقی، عمودی اور لہری دار خطوط کی مدد سے کالین ڈیزائن کیجئے۔




نقطے ملا کر تصویر مکمل کیجئے۔

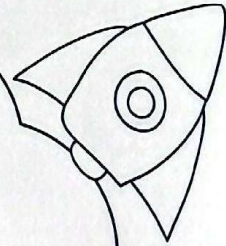


نقطے اور بغیر نقطے والے حروف لکھیے

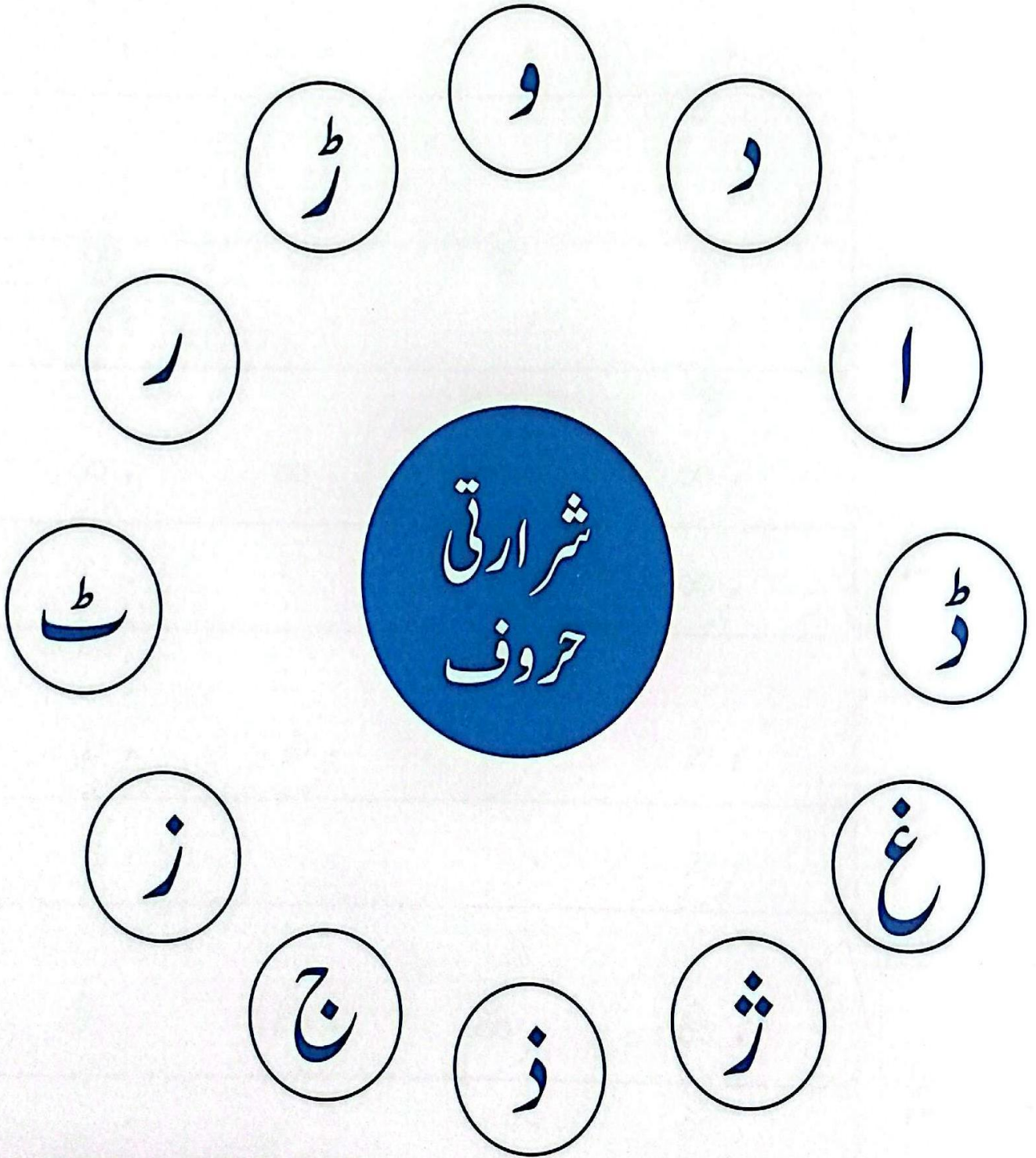
نقطوں والے حروف



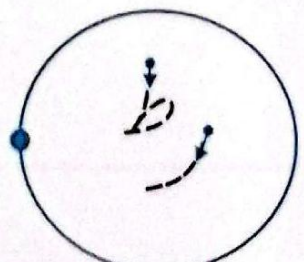
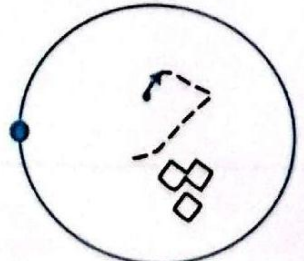
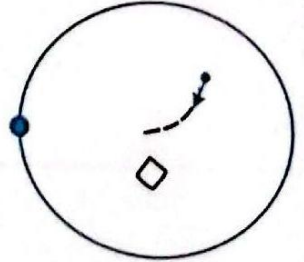
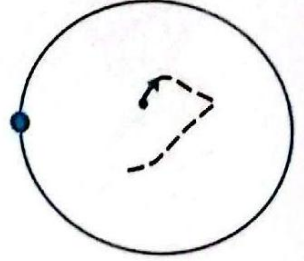
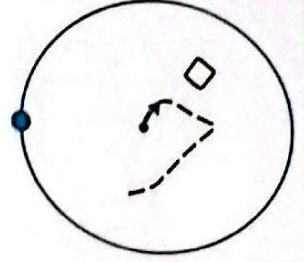
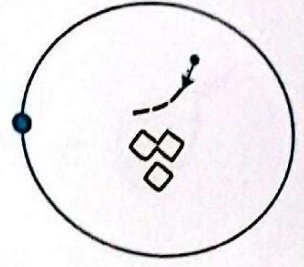

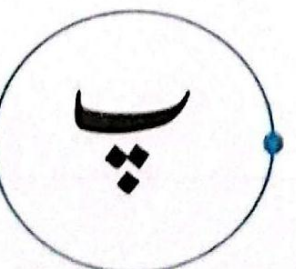
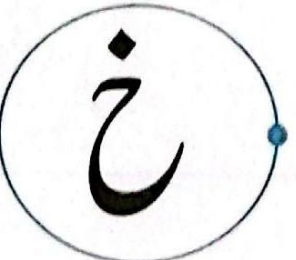



بغیر نقطوں والے حروف



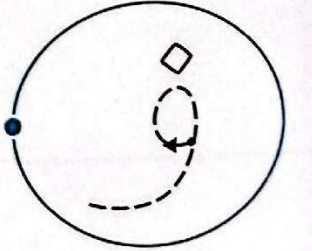
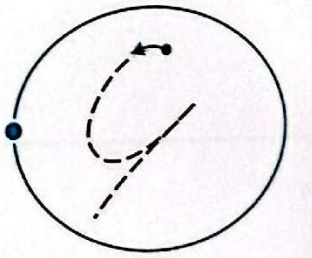
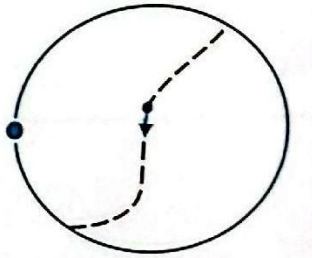

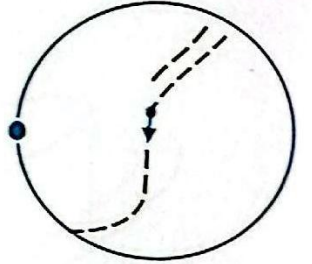
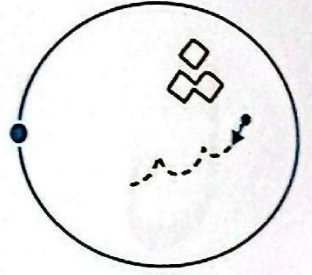




نو شرارتی حروف کی نشاندہی کیجئے اور ان میں رنگ بھرے۔



حروف کی آدھی اشکال پر پینسل پھیریے اور مکمل حروف سے ملائیے۔






حروف کی آدھی اشکال پر پنسل پھیریے اور مکمل حروف سے ملائے۔



تصویر دیکھیے اور الفاظ کی مدد سے جملے بنائیے

مددگار الفاظ جوتا مور گاڑی پودا



عنوان: تصویری تفہیم
دی گئی تصویر کو دیکھ کر سوالوں کے جواب لکھیں؟
(۱) یہ کس جانور کی تصویر ہے؟



جواب:

(۲) خرگوش کے کان کیسے ہوتے ہیں؟

جواب:

(۳) خرگوش کو کون سی سبزی پسند ہے؟

جواب:

(۴) خرگوش کی دم کیسی ہوتی ہے؟

جواب:

میرا گھر



یہ میرا گھر ہے۔ میرے گھر میں چار کمرے ہیں۔ ہم سب مل جل کر رہتے ہیں۔

گھر میں امی، ابو، بھائی، بہن دادا اور دادی ساتھ رہتے ہیں۔ میرا نام

ارشد ہے۔ میں آٹھ سال کا ہوں۔ سارہ بڑی بہن ہے۔ وہ دس سال کی ہے۔

ظفر چھوٹا بھائی ہے۔ وہ پانچ سال کا ہے۔ ہم سب اپنا گھر صاف ستھرا رکھتے ہیں۔ ماں باورچی

خانے میں کھانا بناتی ہے۔

گھر میں کون کون رہتا ہے؟

جواب:

گھر میں کتنے کمرے ہیں؟

جواب:

امی کھانا کہاں بناتی ہے؟

جواب:

سب کیسے رہتے ہیں؟

سارہ کتنے سال کی ہے؟

جواب:

جواب

.....

ختمہ اور سوالیہ نشان

جملوں کے آخر میں ختمہ (-) یا سوالیہ (؟) نشان لگائیں۔

۱۔ کیا تم بازار جا رہے ہو

۲۔ میں نے کھانا کھایا اور دودھ پیا

۳۔ بچے باغ میں کھیلتے ہیں

۴۔ وہ کہاں جا رہا ہے

۵۔ آپ کے سکول کا کیا نام ہے

۶۔ کیا امی کھانا پکا چکی ہیں

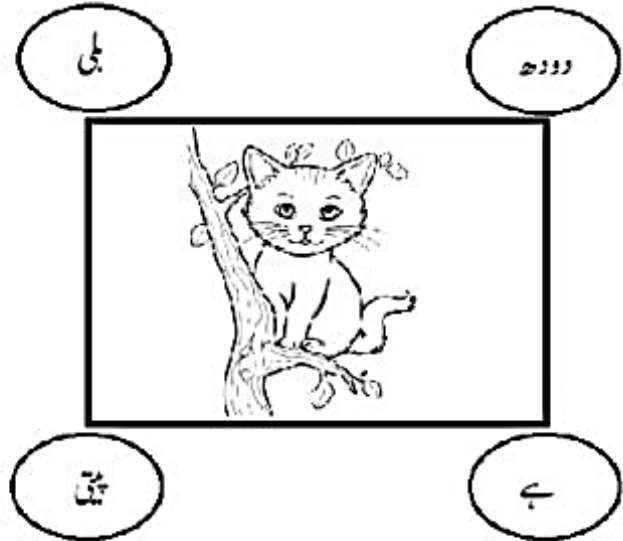

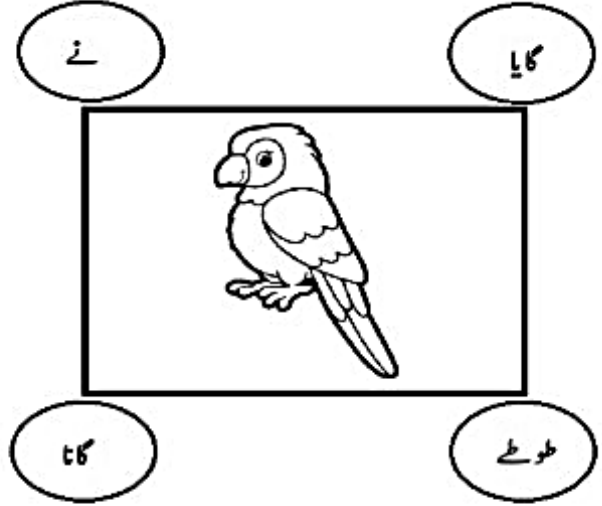
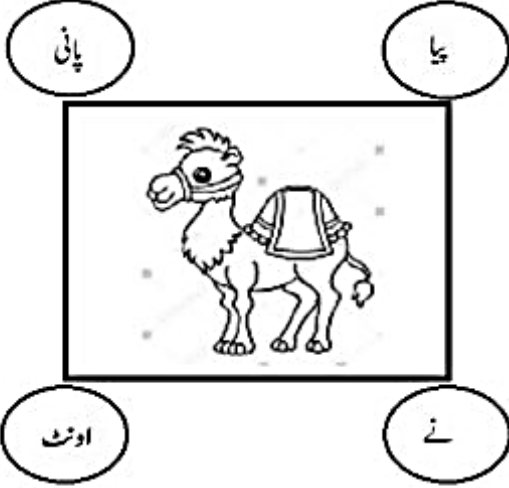
۷۔ وہ صبح سویرے اٹھتا ہے

۸۔ کیا دودھ پینے سے طاقت حاصل ہوتی ہے

۹۔ آپ کا بستہ کس رنگ کا ہے

۱۰۔ شیر جنگل کا بادشاہ ہے۔

دیے ہوئے لفظوں کو ترتیب دے کر جملے بنا کر لکھیں۔









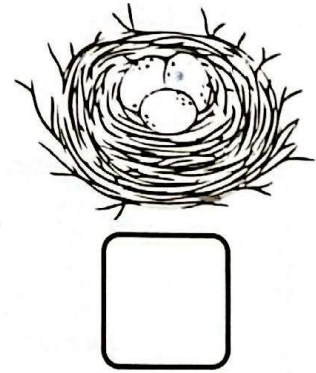


WORLD AROUND US

Label the parts of the body.

head, ear, neck, arm, hand, leg, foot, eye, mouth, nose



Tick (✓) the picture of the place where people might live.



Draw the national symbol of Pakistan in their respective boxes.

National dress	National flag
National game	National flower

Identify living things by colouring them in green and non-living in red.



Recall and describe your birthday party by completing the following passage.



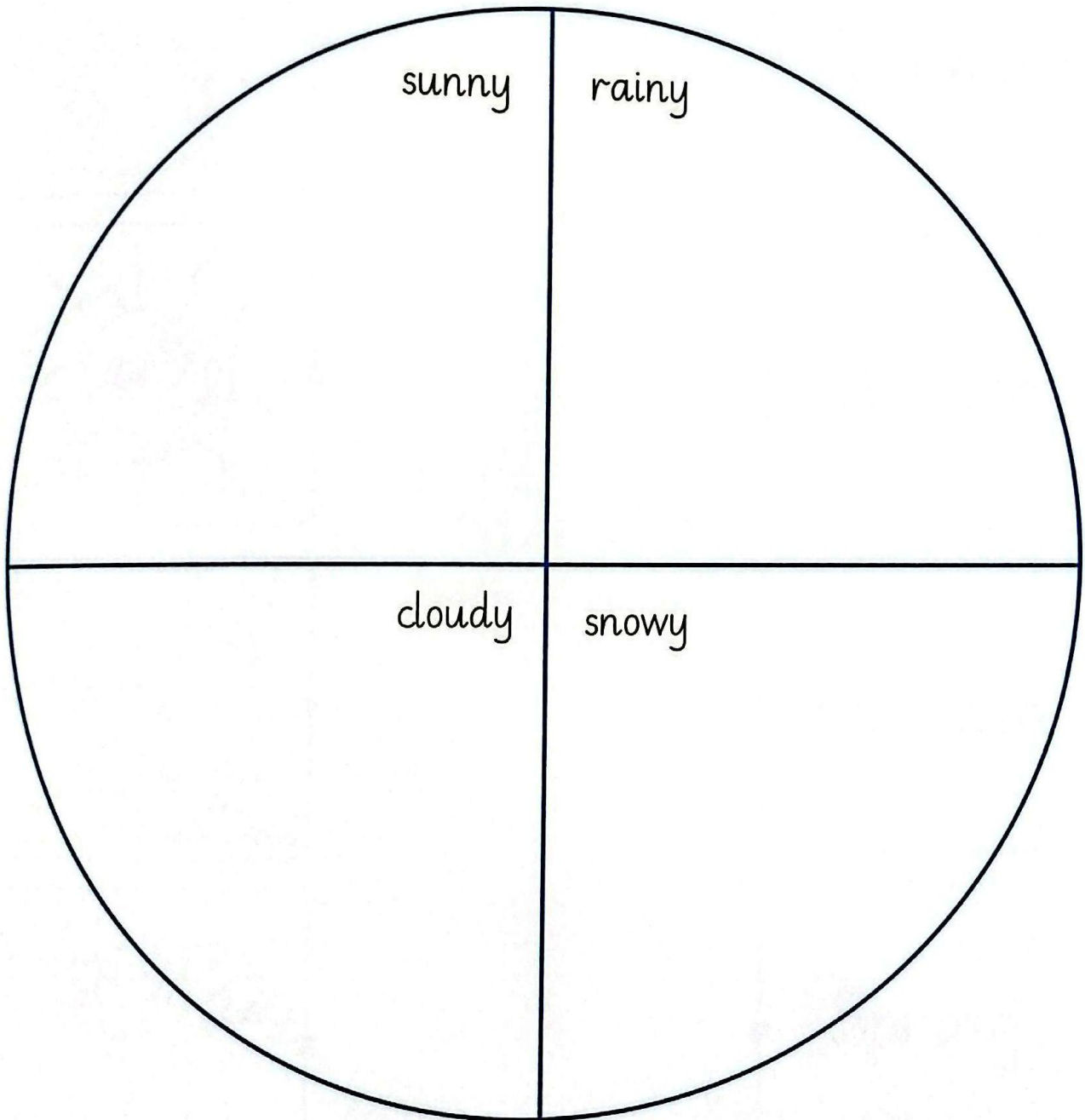
My Birthday Party



My birthday is on _____ . I invited my _____ for the birthday party. My mum baked a _____ . My daddy gave me a _____ . I decorated my home with _____ . I am _____ years old now. On my next birthday, I will be _____ years old. I had _____ on my birthday party.



Draw a weather chart.



Creative Arts

Colour the picture.



Connect the dots to complete the picture and colour it.

